



TORNEO *Betano*



DATA

DATOS OFICIALES DE LA FECHA

17

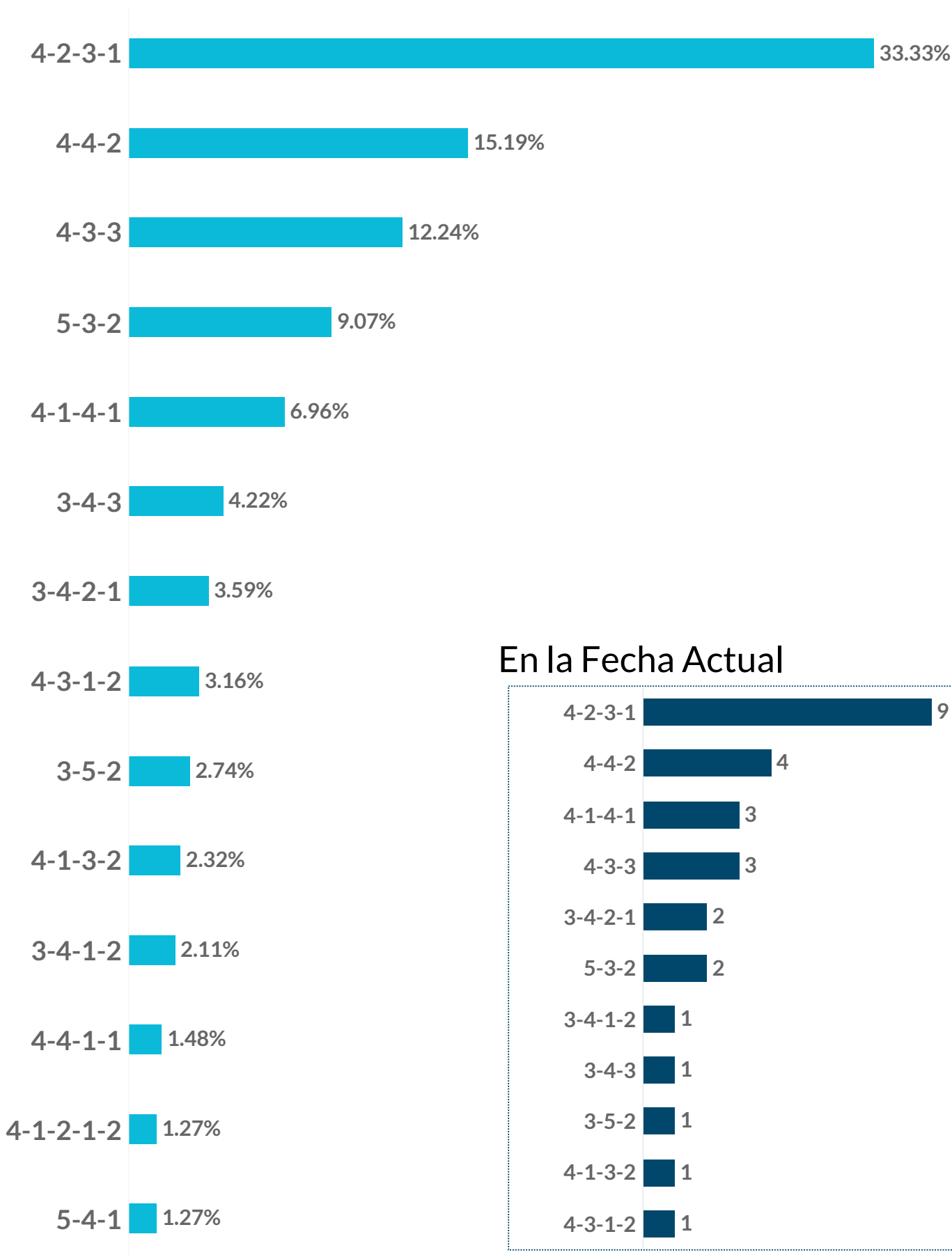
RESUMEN DE LA FECHA



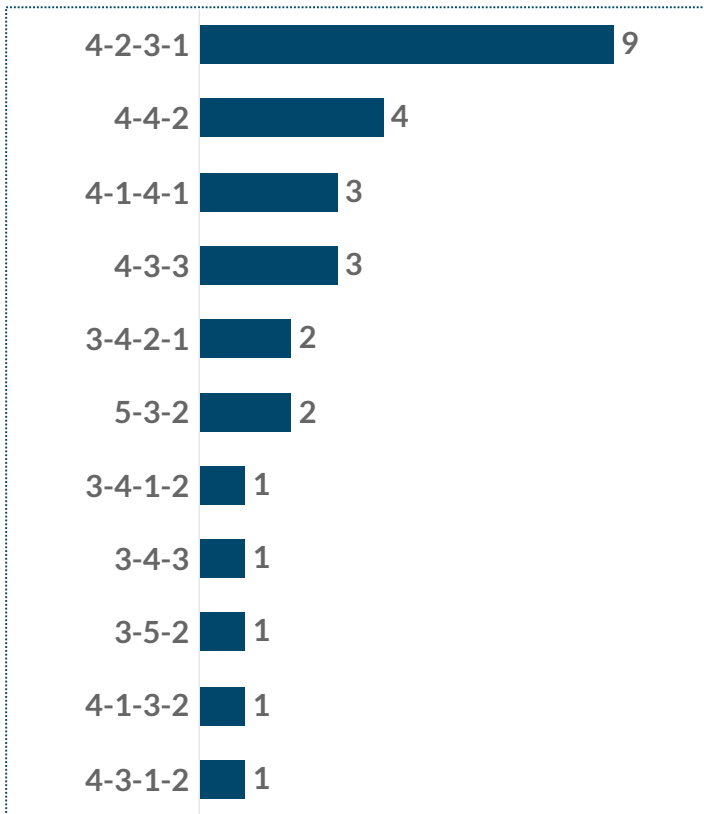
| | En la Fecha Actual | Máximo en una Fecha | En el Torneo |
|-----------------------------------|--------------------|---------------------|--------------|
| Triunfos Locales | 7 | 10 | 111 |
| Empates | 3 | 8 | 78 |
| Triunfos Visitantes | 4 | 5 | 48 |
| Goles Totales | 29 | 40 | 486 |
| Goles de Jugada | 23 | 27 | 337 |
| Goles de Pelota Parada | 6 | 14 | 149 |
| Goles desde Tiros de Esquina | 3 | 9 | 52 |
| Goles desde Tiros Libres Directos | 1 | 3 | 13 |
| Goles de Cabeza | 3 | 14 | 83 |
| Goles de Penal | 1 | 6 | 47 |
| Goles desde Laterales | 0 | 3 | 9 |
| Penales Ejecutados | 1 | 8 | 62 |
| Penales Atajados | 0 | 2 | 10 |
| Penales Errados | 0 | 1 | 5 |
| Tarjetas Rojas | 2 | 8 | 72 |
| Tarjetas Amarillas | 67 | 81 | 1,122 |

FORMACIONES MÁS UTILIZADAS

En el Torneo LPF 2024



En la Fecha Actual



CONFRONTACIONES TÁCTICAS



En la Torneo LPF 2024

3 62

4-2-3-1 4-3-3 4-4-2 5-3-2 4-1-3-2 4-1-4-1 5-4-1 3-5-2 4-3-1-2 3-4-2-1 4-1-2-1-2

| | 4-2-3-1 | 4-3-3 | 4-4-2 | 5-3-2 | 4-1-3-2 | 4-1-4-1 | 5-4-1 | 3-5-2 | 4-3-1-2 | 3-4-2-1 | 4-1-2-1-2 |
|-----------|---------|-------|-------|-------|---------|---------|-------|-------|---------|---------|-----------|
| 4-2-3-1 | 62 | 22 | 21 | 11 | | 13 | 3 | 4 | 5 | 3 | 4 |
| 4-4-2 | 21 | 15 | 14 | 7 | | | | | | | |
| 4-3-3 | 22 | 4 | 15 | | | 6 | | | | 3 | |
| 5-3-2 | 11 | | 7 | | 3 | 3 | | 4 | 3 | 4 | |
| 4-1-4-1 | 13 | 6 | | 3 | | | | | | | |
| 3-4-2-1 | 3 | 3 | | 4 | | | | | | | |
| 3-5-2 | 4 | | | 4 | | | | | | | |
| 4-3-1-2 | 5 | | | 3 | | | | | | | |
| 3-4-3 | 4 | | 3 | | | | | | | | |
| 4-1-2-1-2 | 4 | | | | | | | | | | |
| 4-1-3-2 | | | | 3 | | | | | | | |
| 5-4-1 | 3 | | | | | | | | | | |

EDAD PROMEDIO DEL ONCE INICIAL



En la Fecha Actual

Edad Promedio | Jugadores Sub 20

| | | |
|-------------------------|------------|---|
| Argentinos | 24 y 223 d | 1 |
| Atlético Tucumán | 27 y 187 d | 0 |
| Banfield | 25 y 010 d | 0 |
| Barracas | 27 y 070 d | 0 |
| Belgrano | 30 y 330 d | 1 |
| Boca | 26 y 304 d | 1 |
| Central Córdoba (SE) | 26 y 081 d | 0 |
| Defensa y Justicia | 28 y 083 d | 0 |
| Deportivo Riestra | 30 y 240 d | 0 |
| Estudiantes | 28 y 049 d | 0 |
| Gimnasia | 27 y 251 d | 0 |
| Godoy Cruz | 25 y 185 d | 1 |
| Huracán | 29 y 241 d | 0 |
| Independiente | 28 y 173 d | 0 |
| Independiente Rivadavia | 26 y 347 d | 0 |
| Instituto | 25 y 361 d | 1 |
| Lanús | 29 y 058 d | 1 |
| Newell's | 27 y 154 d | 2 |
| Platense | 25 y 319 d | 1 |
| Racing | 27 y 097 d | 0 |
| River | 30 y 180 d | 0 |
| Rosario Central | 29 y 008 d | 0 |
| San Lorenzo | 26 y 171 d | 1 |
| Sarmiento | 30 y 224 d | 0 |
| Talleres | 27 y 176 d | 0 |
| Tigre | 25 y 078 d | 0 |
| Unión | 26 y 208 d | 1 |
| Vélez | 27 y 148 d | 0 |

En el Torneo LPF

Edad Promedio | Jugadores Sub 20

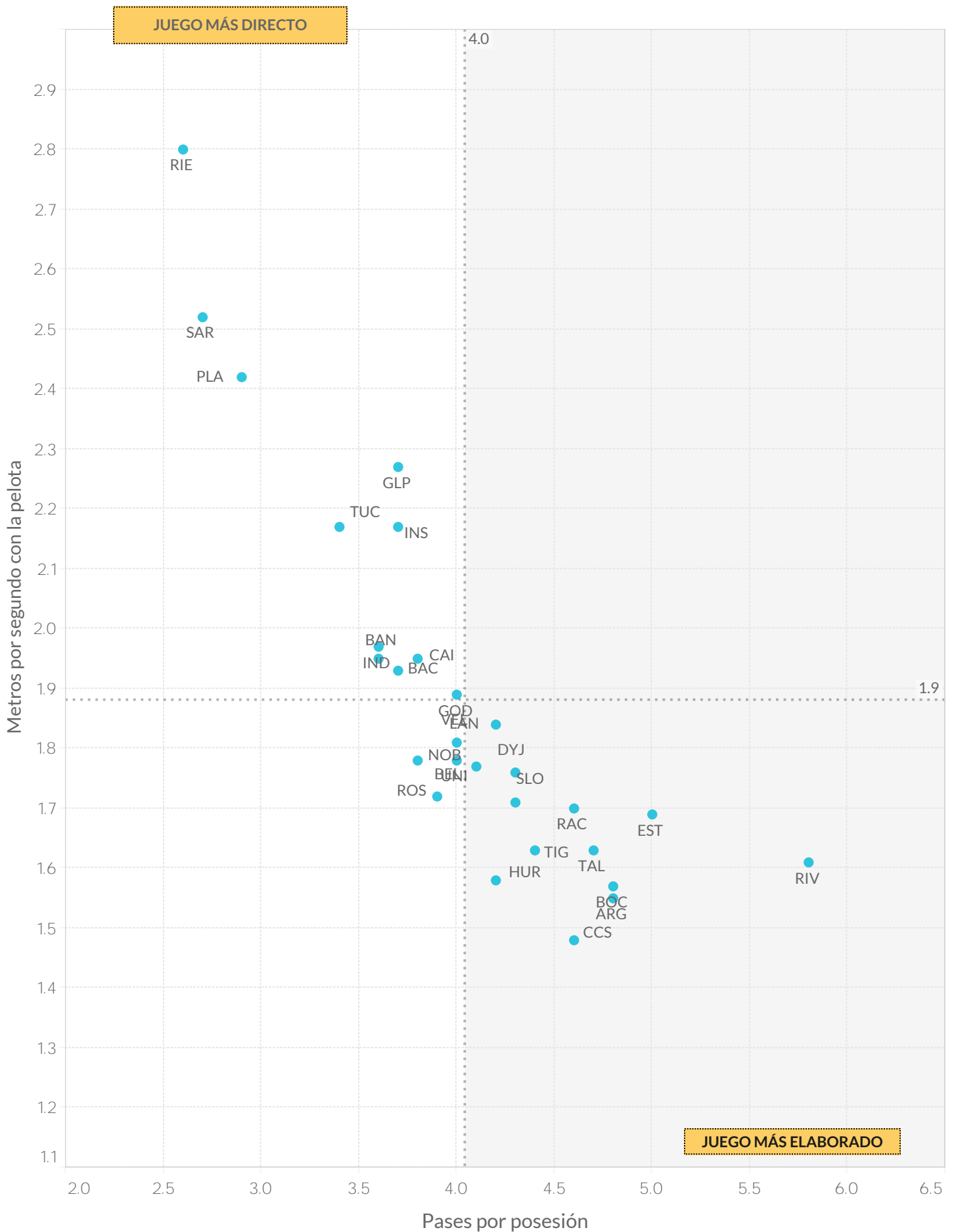
| | | |
|-------------------------|----------|----|
| Argentinos | 25y 114d | 9 |
| Atlético Tucumán | 27y 143d | 0 |
| Banfield | 26y 144d | 5 |
| Barracas | 25y 283d | 4 |
| Belgrano | 28y 8d | 19 |
| Boca | 28y 3d | 11 |
| Central Córdoba (SE) | 25y 33d | 0 |
| Defensa y Justicia | 26y 220d | 1 |
| Deportivo Riestra | 30y 28d | 0 |
| Estudiantes | 29y 60d | 1 |
| Gimnasia | 27y 337d | 4 |
| Godoy Cruz | 25y 233d | 3 |
| Huracán | 28y 350d | 0 |
| Independiente | 27y 151d | 23 |
| Independiente Rivadavia | 27y 244d | 0 |
| Instituto | 25y 298d | 12 |
| Lanús | 29y 97d | 13 |
| Newell's | 27y 172d | 10 |
| Platense | 26y 90d | 9 |
| Racing | 26y 338d | 0 |
| River Plate | 28y 241d | 14 |
| Rosario Central | 28y 211d | 8 |
| San Lorenzo | 25y 346d | 22 |
| Sarmiento | 29y 12d | 3 |
| Talleres | 27y 96d | 0 |
| Tigre | 25y 38d | 5 |
| Unión | 27y 11d | 15 |
| Vélez | 27y 97d | 6 |



DATA

ESTILOS DE JUEGO

ESTILOS DE JUEGO



ESTILOS DE JUEGO



| | | Posesión Promedio | Pases promedio por Secuencia | Pases Largos (% del total) | Distancia promedio del Saque de Arco | Posesión en Ventaja | Posesión Empatando o Perdiendo |
|----|-------------------------|-------------------|------------------------------|----------------------------|--------------------------------------|---------------------|--------------------------------|
| 1 | River | 66.6% | 3.5 | 9.6% | 28.8 | 57.9% | 69.7% |
| 2 | Argentinos | 59.3% | 2.9 | 14.4% | 36.4 | 49.8% | 61.3% |
| 3 | Estudiantes | 58.5% | 3.1 | 12.9% | 39.3 | 48.3% | 61.2% |
| 4 | San Lorenzo | 57.0% | 2.6 | 14.4% | 36.9 | 42.5% | 61.0% |
| 5 | Racing | 55.4% | 2.8 | 16.6% | 41.5 | 42.0% | 61.0% |
| 6 | Boca | 54.5% | 3.0 | 13.6% | 32.5 | 40.9% | 57.9% |
| 7 | Central Córdoba SdE | 54.0% | 2.8 | 15.8% | 38.1 | 41.9% | 57.4% |
| 8 | Defensa y Justicia | 53.8% | 2.7 | 16.8% | 34.5 | 41.3% | 55.9% |
| 9 | Tigre | 52.6% | 2.9 | 13.7% | 33.6 | 40.3% | 57.6% |
| 10 | Talleres | 52.5% | 3.0 | 14.3% | 35.2 | 40.4% | 57.2% |
| 11 | Vélez | 51.1% | 2.5 | 15.3% | 32.8 | 45.8% | 56.6% |
| 12 | Unión | 50.9% | 2.5 | 18.5% | 39.5 | 35.6% | 53.6% |
| 13 | Rosario Central | 50.5% | 2.5 | 16.9% | 44.8 | 44.7% | 52.0% |
| 14 | Godoy Cruz | 50.0% | 2.6 | 17.6% | 42.2 | 39.4% | 54.2% |
| 15 | Newell's | 49.7% | 2.4 | 18.2% | 34.8 | 37.1% | 51.1% |
| 16 | Gimnasia | 49.2% | 2.4 | 19.6% | 42.0 | 39.8% | 51.4% |
| 17 | Huracán | 49.1% | 2.7 | 17.8% | 39.1 | 43.3% | 52.3% |
| 18 | Barracas | 49.0% | 2.4 | 17.2% | 40.9 | 37.5% | 49.8% |
| 19 | Lanús | 48.0% | 2.6 | 15.6% | 42.8 | 37.2% | 51.6% |
| 20 | Independiente | 47.5% | 2.3 | 19.0% | 40.9 | 47.2% | 47.6% |
| 21 | Belgrano | 47.4% | 2.6 | 15.4% | 37.3 | 35.3% | 49.4% |
| 22 | Instituto | 47.3% | 2.3 | 19.7% | 37.1 | 40.5% | 49.7% |
| 23 | Banfield | 46.1% | 2.3 | 19.2% | 32.9 | 40.7% | 47.2% |
| 24 | Atlético Tucumán | 46.0% | 2.2 | 22.0% | 60.6 | 35.9% | 49.5% |
| 25 | Independiente Rivadavia | 44.9% | 2.2 | 22.0% | 44.3 | 34.6% | 48.6% |
| 26 | Platense | 38.7% | 1.8 | 24.8% | 61.1 | 31.6% | 41.0% |
| 27 | Sarmiento | 33.8% | 1.7 | 27.7% | 61.2 | 27.4% | 34.5% |
| 28 | Deportivo Riestra | 33.5% | 1.7 | 29.0% | 48.8 | 26.5% | 35.2% |

ESTILOS DE JUEGO

| | | Secuencias de 10 o más pases | Secuencias de 10 o más pases terminados en Ataque | Secuencias de 10 o más pases terminados en Gol | Ataques Directos** | Goles a partir de Ataques Directos |
|----|-------------------------|------------------------------|---|--|--------------------|------------------------------------|
| 1 | Argentinos | 108 | 17 | 0 | 25 | 2 |
| 2 | Atlético Tucumán | 40 | 9 | 0 | 24 | 2 |
| 3 | Banfield | 38 | 4 | 0 | 19 | 0 |
| 4 | Barracas | 59 | 6 | 0 | 23 | 2 |
| 5 | Belgrano | 85 | 10 | 1 | 24 | 1 |
| 6 | Boca | 123 | 14 | 1 | 22 | 2 |
| 7 | Central Córdoba (SE) | 114 | 15 | 1 | 17 | 3 |
| 8 | Defensa y Justicia | 94 | 11 | 1 | 11 | 0 |
| 9 | Deportivo Riestra | 9 | 3 | 0 | 20 | 0 |
| 10 | Estudiantes | 118 | 28 | 0 | 21 | 0 |
| 11 | Gimnasia | 45 | 9 | 0 | 29 | 1 |
| 12 | Godoy Cruz | 72 | 5 | 2 | 17 | 1 |
| 13 | Huracán | 107 | 18 | 0 | 26 | 3 |
| 14 | Independiente | 58 | 9 | 0 | 18 | 1 |
| 15 | Independiente Rivadavia | 42 | 4 | 0 | 25 | 2 |
| 16 | Instituto | 49 | 7 | 2 | 16 | 2 |
| 17 | Lanús | 88 | 14 | 0 | 15 | 2 |
| 18 | Newell's | 58 | 11 | 0 | 17 | 0 |
| 19 | Platense | 20 | 2 | 0 | 10 | 0 |
| 20 | Racing | 98 | 15 | 0 | 34 | 1 |
| 21 | River | 196 | 29 | 0 | 28 | 1 |
| 22 | Rosario Central | 63 | 5 | 1 | 25 | 1 |
| 23 | San Lorenzo | 84 | 11 | 0 | 20 | 1 |
| 24 | Sarmiento | 3 | 2 | 0 | 15 | 1 |
| 25 | Talleres | 123 | 19 | 4 | 16 | 1 |
| 26 | Tigre | 126 | 25 | 1 | 24 | 2 |
| 27 | Unión | 70 | 18 | 0 | 22 | 0 |
| 28 | Vélez | 66 | 15 | 0 | 35 | 2 |

GLOSARIO

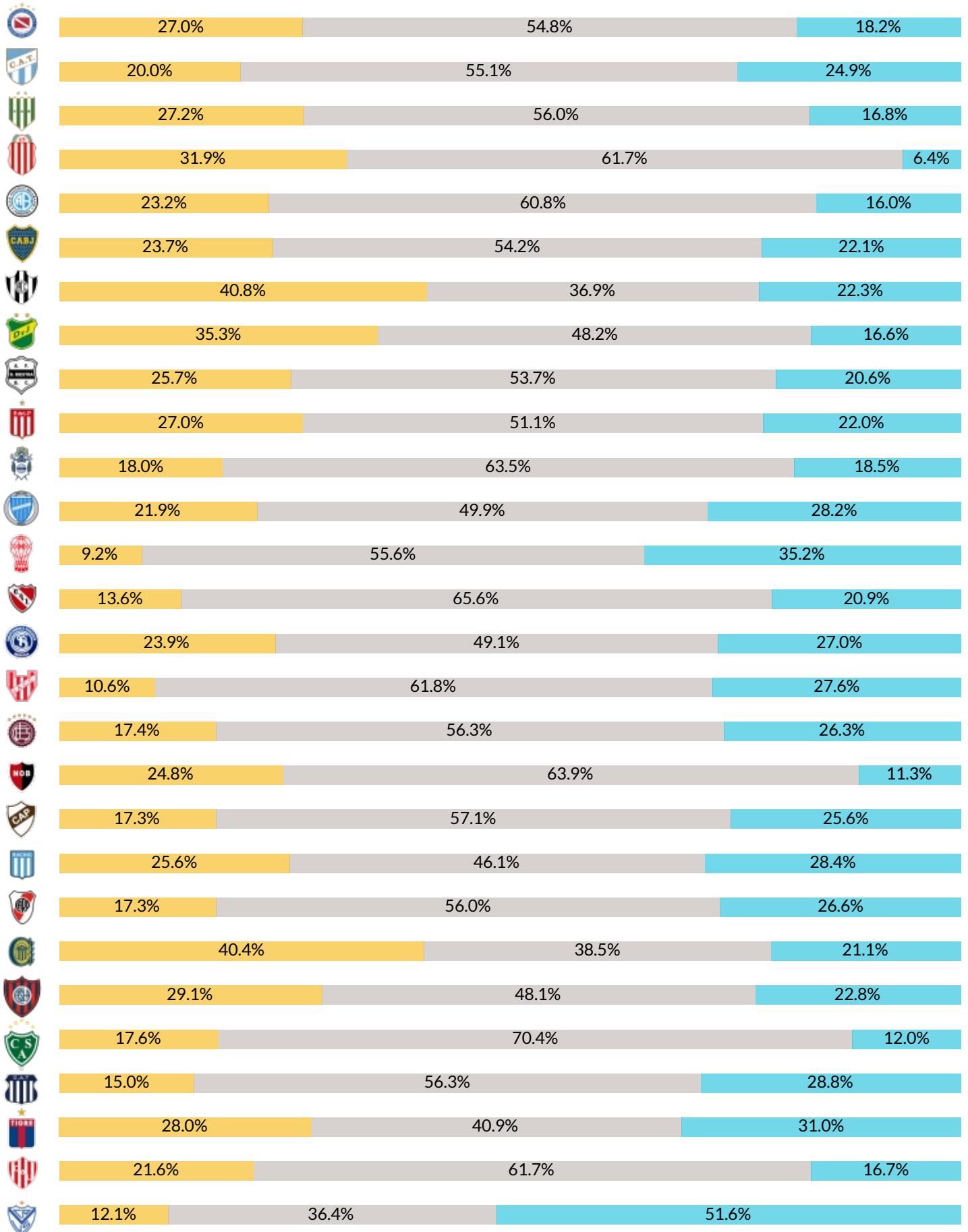
***Secuencia:** continuidad de pases hasta que es interrumpida por una acción del rival que puede o no implicar también la pérdida de la posesión.

****Ataques Directos** es el número de secuencias de juego abierto que comienzan dentro del propio campo del equipo y tienen al menos un 50% de su recorrido hacia el arco del oponente y terminan con un remate o un toque en el área rival.

REGISTROS DE SITUACIÓN



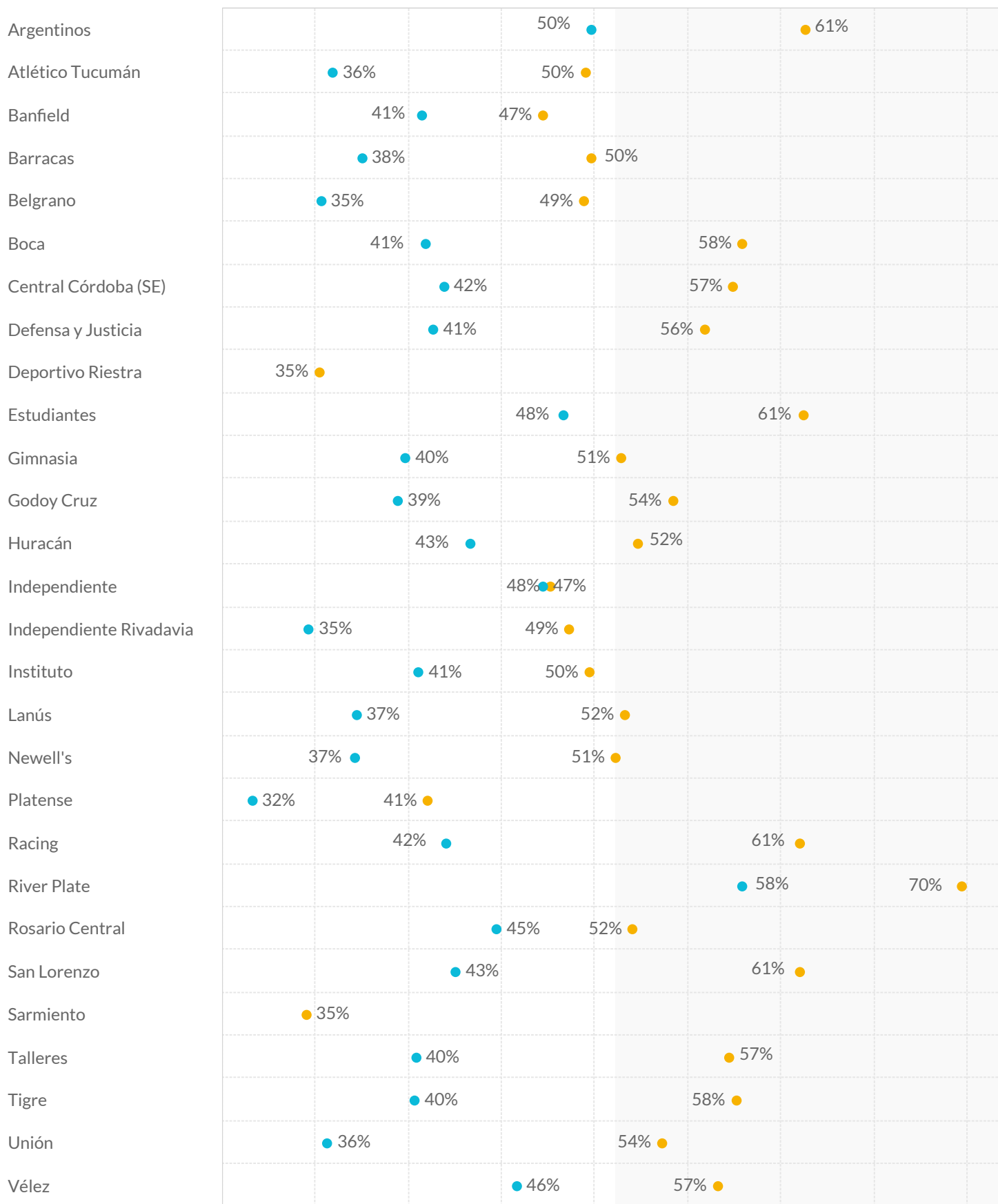
■ Perdiendo
 ■ Empatando
 ■ Ganando



POSESIÓN EN CONTEXTO



■ Posesión Empatando o Perdiendo ■ Posesión en Ventaja



MENOS POSESIÓN QUE EL RIVAL

MÁS POSESIÓN QUE EL RIVAL

RANKING FAIR PLAY

Puntos Fair Play

| | | | | |
|-------------------------|----|---|---|-----|
| Barracas Central | 28 | 1 | 0 | 969 |
| Atlético Tucumán | 32 | 0 | 0 | 968 |
| Tigre | 32 | 1 | 0 | 965 |
| Huracán | 31 | 2 | 0 | 963 |
| San Lorenzo | 37 | 0 | 0 | 963 |
| Sarmiento | 39 | 0 | 1 | 956 |
| Godoy Cruz | 40 | 0 | 1 | 955 |
| Estudiantes | 43 | 1 | 0 | 954 |
| River | 46 | 0 | 0 | 954 |
| Argentinos Juniors | 34 | 3 | 1 | 952 |
| Racing | 40 | 1 | 1 | 952 |
| Platense | 41 | 1 | 1 | 951 |
| Rosario Central | 49 | 0 | 0 | 951 |
| Independiente Rivadavia | 41 | 0 | 2 | 949 |
| Vélez | 33 | 1 | 3 | 949 |
| Instituto | 42 | 0 | 2 | 948 |
| Central Córdoba (SE) | 39 | 0 | 3 | 946 |
| Newell's | 46 | 1 | 1 | 946 |
| Deportivo Riestra | 37 | 1 | 3 | 945 |
| Lanús | 32 | 1 | 4 | 945 |
| Belgrano | 42 | 3 | 1 | 944 |
| Banfield | 43 | 3 | 1 | 943 |
| Unión | 44 | 1 | 2 | 943 |
| Gimnasia | 37 | 1 | 4 | 940 |
| Talleres | 43 | 1 | 3 | 939 |
| Boca | 47 | 4 | 1 | 936 |
| Defensa y Justicia | 49 | 2 | 2 | 935 |
| Independiente | 57 | 3 | 3 | |

RANKING FAIR PLAY

Cada equipo inicia el torneo con 1000 puntos y pierde uno por cada tarjeta amarilla, tres en caso de expulsión por doble amonestación y cinco por roja directa.

| | | Recuperaciones Altas | Recuperaciones Altas Terminadas en Remate | Recuperaciones Altas Terminadas en Gol |
|----|-------------------------|----------------------|---|--|
| 1 | Argentinos | 145 | 22 | 0 |
| 2 | Tigre | 143 | 21 | 3 |
| 3 | Atlético Tucumán | 142 | 21 | 0 |
| 4 | Platense | 137 | 13 | 0 |
| 5 | Unión | 136 | 17 | 2 |
| 6 | Gimnasia | 129 | 14 | 1 |
| 7 | Banfield | 127 | 17 | 2 |
| 8 | Vélez | 125 | 19 | 3 |
| 9 | San Lorenzo | 124 | 14 | 1 |
| 10 | River | 120 | 22 | 2 |
| 11 | Newell's | 119 | 16 | 0 |
| 12 | Rosario Central | 117 | 10 | 2 |
| 13 | Instituto | 117 | 20 | 2 |
| 14 | Estudiantes | 117 | 22 | 0 |
| 15 | Talleres | 116 | 27 | 2 |
| 16 | Defensa y Justicia | 110 | 17 | 0 |
| 17 | Independiente | 109 | 15 | 2 |
| 18 | Huracán | 109 | 17 | 3 |
| 19 | Barracas | 105 | 11 | 1 |
| 20 | Belgrano | 102 | 13 | 3 |
| 21 | Godoy Cruz | 101 | 16 | 0 |
| 22 | Racing | 100 | 19 | 3 |
| 23 | Sarmiento | 99 | 12 | 0 |
| 24 | Deportivo Riestra | 99 | 9 | 2 |
| 25 | Lanús | 98 | 19 | 2 |
| 26 | Boca | 92 | 15 | 1 |
| 27 | Central Córdoba (SE) | 88 | 9 | 1 |
| 28 | Independiente Rivadavia | 84 | 6 | 0 |



DATA

RANKINGS DE JUGADORES

MÁXIMOS GOLEADORES



Máximos Goleadores

En la Fecha Actual

| | | Goles | % de Goles de Penal | Remates Totales | Remates al Arco |
|----------------------|----------------------|-------|---------------------|-----------------|-----------------|
| Juan Miritello | Defensa y Justicia | 2 | 0% | 3 | 2 |
| Santiago Montiel | Independiente | 2 | 0% | 2 | 2 |
| Andrés Meli | Central Córdoba (SE) | 1 | 0% | 1 | 1 |
| Braian Romero | Vélez | 1 | 0% | 4 | 2 |
| Bruno Sepúlveda | Banfield | 1 | 0% | 1 | 1 |
| Carlos Quintana | Rosario Central | 1 | 0% | 1 | 1 |
| Fernando Tobio | Huracán | 1 | 0% | 1 | 1 |
| Gabriel Ávalos | Independiente | 1 | 0% | 3 | 2 |
| Gonzalo Requena | Instituto | 1 | 0% | 1 | 1 |
| Guillermo Pereira | Deportivo Riestra | 1 | 0% | 1 | 1 |
| Hernán de la Fuente | Huracán | 1 | 0% | 2 | 1 |
| Ignacio Ramírez | Newell's | 1 | 100% | 3 | 2 |
| Ignacio Russo | Instituto | 1 | 0% | 3 | 3 |
| Iván Morales | Sarmiento | 1 | 0% | 1 | 1 |
| Javier Ruiz | Barracas | 1 | 0% | 2 | 1 |
| Joaquín Tobio Burgos | Estudiantes | 1 | 0% | 3 | 1 |
| Manuel Palavecino | Central Córdoba (SE) | 1 | 0% | 1 | 1 |
| Marcelino Moreno | Lanús | 1 | 0% | 3 | 3 |
| Matko Miljevic | Newell's | 1 | 0% | 2 | 1 |
| Miguel Merentiel | Boca | 1 | 0% | 4 | 1 |
| Renzo Tesuri | Atlético Tucumán | 1 | 0% | 3 | 2 |
| Salomón Rodríguez | Godoy Cruz | 1 | 0% | 3 | 2 |
| Santiago González | Tigre | 1 | 0% | 1 | 1 |
| Tiago Palacios | Estudiantes | 1 | 0% | 5 | 1 |

MÁXIMOS GOLEADORES



Máximos Goleadores

En el Torneo LPF 2024

| | | Goles | % de Goles de Penal | Remates Totales | Remates al Arco |
|----------------------|----------------------|-------|---------------------|-----------------|-----------------|
| Braian Romero | Vélez | 10 | 10% | 39 | 18 |
| Jonathan Herrera | Deportivo Riestra | 8 | 25% | 33 | 21 |
| Milton Giménez | Banfield | 4 | 25% | 16 | 8 |
| | Boca | 4 | 0% | 15 | 6 |
| Claudio Aquino | Vélez | 7 | 29% | 45 | 16 |
| Franco Jara | Belgrano | 7 | 0% | 33 | 17 |
| Mateo Pellegrino | Platense | 7 | 29% | 39 | 14 |
| Miguel Borja | River | 7 | 29% | 45 | 19 |
| Bruno Barticciotto | Talleres | 6 | 0% | 22 | 10 |
| Florián Monzón | Tigre | 6 | 0% | 23 | 13 |
| Miguel Merentiel | Boca | 6 | 17% | 40 | 15 |
| Walter Bou | Lanús | 6 | 17% | 34 | 18 |
| Bruno Sepúlveda | Banfield | 5 | 20% | 25 | 10 |
| Gabriel Ávalos | Independiente | 5 | 20% | 38 | 18 |
| Guido Carrillo | Estudiantes | 5 | 0% | 27 | 13 |
| Ignacio Pussetto | Huracán | 5 | 40% | 19 | 9 |
| Ignacio Russo | Instituto | 5 | 0% | 21 | 9 |
| Renzo Tesuri | Atlético Tucumán | 5 | 0% | 18 | 8 |
| Roger Martínez | Racing | 5 | 20% | 27 | 10 |
| Salomón Rodríguez | Godoy Cruz | 5 | 20% | 28 | 13 |
| Santiago Rodríguez | Instituto | 5 | 0% | 23 | 11 |
| Facundo Colidio | River | 4 | 0% | 14 | 9 |
| Francisco Pizzini | Vélez | 4 | 0% | 32 | 12 |
| Marcelino Moreno | Lanús | 4 | 0% | 32 | 15 |
| Rodrigo Castillo | Gimnasia | 4 | 0% | 46 | 18 |
| Thiago Fernández | Vélez | 4 | 0% | 23 | 8 |
| Aarón Molinas | Defensa y Justicia | 3 | 0% | 18 | 10 |
| Adrián Balboa | Unión | 3 | 33% | 46 | 15 |
| Agustín Módica | Rosario Central | 3 | 0% | 13 | 7 |
| Alan Lescano | Argentinos | 3 | 33% | 24 | 10 |
| Antony Alonso | Deportivo Riestra | 3 | 0% | 6 | 4 |
| Blas Armoa | Tigre | 3 | 0% | 21 | 8 |
| Damián Puebla | Instituto | 3 | 0% | 27 | 8 |
| Daniel Barrea | Godoy Cruz | 3 | 0% | 23 | 6 |
| Gonzalo Maroni | Tigre | 3 | 33% | 35 | 12 |
| Gonzalo Morales | Unión | 3 | 0% | 11 | 5 |
| Gregorio Rodríguez | Instituto | 3 | 0% | 18 | 7 |
| Guido Mainero | Platense | 3 | 0% | 15 | 8 |
| Héctor Fértoli | Huracán | 3 | 0% | 11 | 3 |
| Ignacio Malcorra | Rosario Central | 3 | 100% | 21 | 7 |
| Jonatán Torres | Lanús | 3 | 0% | 15 | 9 |
| Lucas Varaldo | Central Córdoba (SE) | 3 | 33% | 16 | 6 |
| Marcelo Estigarribia | Atlético Tucumán | 3 | 0% | 22 | 9 |
| Mateo Coronel | Atlético Tucumán | 3 | 33% | 27 | 13 |
| Matías Abaldo | Gimnasia | 3 | 0% | 25 | 10 |
| Michael Santos | Vélez | 3 | 0% | 7 | 6 |
| Nicolás Fernández | Belgrano | 3 | 0% | 22 | 5 |
| Nicolás Orsini | Unión | 3 | 33% | 33 | 13 |
| Santiago Montiel | Independiente | 3 | 0% | 10 | 4 |
| Tomás Molina | Central Córdoba (SE) | 3 | 67% | 7 | 4 |
| Vicente Poggi | Godoy Cruz | 3 | 0% | 16 | 7 |

GOLEADORES POR EQUIPO

| | | Goles Totales | Jugadores que Anotaron al menos un Gol | | Goles Totales | Jugadores que Anotaron al menos un Gol |
|----|---------------------|---------------|--|----|-------------------------|--|
| 1 | Vélez | 30 | 7 | 15 | Estudiantes | 11 |
| 2 | Talleres | 23 | 13 | 16 | Atlético Tucumán | 8 |
| 3 | Instituto | 23 | 9 | 17 | Godoy Cruz | 7 |
| 4 | Tigre | 21 | 9 | 18 | Gimnasia | 8 |
| 5 | Rosario Central | 21 | 15 | 19 | Banfield | 8 |
| 6 | Racing | 21 | 12 | 20 | Platense | 5 |
| 7 | Belgrano | 21 | 11 | 21 | Sarmiento | 9 |
| 8 | River | 20 | 10 | 22 | San Lorenzo | 9 |
| 9 | Central Córdoba SdE | 20 | 12 | 23 | Independiente | 5 |
| 10 | Boca | 20 | 8 | 24 | Newell's | 9 |
| 11 | Lanús | 19 | 8 | 25 | Defensa y Justicia | 7 |
| 12 | Huracán | 19 | 9 | 26 | Independiente Rivadav.. | 9 |
| 13 | Deportivo Riestra | 19 | 8 | 27 | Argentinos | 8 |
| 14 | Unión | 18 | 10 | 28 | Barracas | 6 |

| | |
|-----|---|
| ARG | 3 Alan Lescano 1 Alan Rodríguez 2 José Herrera 1 Francisco Álvarez 1 Jonathan Galván 1 Luciano Gondou 1 Maximiliano Romero ... |
| TUC | 5 Renzo Tesuri 3 Marcelo Estigarribia 3 Mateo Coronel 2 Gianluca Ferrari 2 Mateo Bajamich 1 Franco Nicola 1 Gino Peruzzi ... |
| BAN | 4 Milton Giménez 5 Bruno Sepúlveda 1 Alejandro Maciel 1 Damián Díaz 1 Ezequiel Cañete 1 Jesús Soraire 1 Leandro Garate ... |
| BAC | 2 Javier Ruiz 2 Rodrigo Insúa 1 Alexis Domínguez 1 Jhonatan Candia 1 Marco Iacobellis 1 Maximiliano Zalazar |
| BEL | 7 Franco Jara 3 Nicolás Fernández 2 Bryan Reyna 2 Matías Suárez 1 Aníbal Leguizamón 1 Esteban Rolón 1 Facundo Quignón ... |
| BOC | 4 Milton Giménez 6 Miguel Merentiel 1 Brian Aguirre 2 Edinson Cavani 2 Ezequiel Fernández 1 Cristian Lema 1 Cristian Medina ... |
| CCS | 3 Lucas Varaldo 3 Tomás Molina 2 Andrés Meli 2 Favio Cabral 2 Kevin Vázquez 1 Mateo Sanabria 2 Rodrigo Atencio 1 José Florentín ... |
| DYJ | 1 Nicolás Fernández 3 Aarón Molinas 2 Gabriel Alanís 2 Juan Miritello 1 Abiel Osorio 1 Matías Sosa 1 Santiago Ramos Mingo |
| RIE | 8 Jonathan Herrera 3 Antony Alonso 2 Braian Sánchez 2 Nicolás Benegas 1 Alan Barrionuevo 1 Alexander Díaz 1 Gonzalo Bravo ... |
| EST | 5 Guido Carrillo 2 Edwain Cetré 2 Pablo Piatti 2 Santiago Ascacíbar 1 Eros Mancuso 1 Javier Correa 1 Joaquín Tobio Burgos ... |
| GLP | 4 Rodrigo Castillo 3 Matías Abaldo 2 Benjamín Domínguez 2 Lucas Castro 1 David Zalazar 1 Nicolás Colazo 1 Norberto Briasco ... |
| GOD | 5 Salomón Rodríguez 3 Daniel Barrea 3 Vicente Poggi 2 Facundo Altamira 2 Gonzalo Abrego 2 Nahuel Ulariaga 1 Santino Andino |
| HUR | 5 Ignacio Pussetto 3 Héctor Fértoli 1 Eric Ramírez 2 Rodrigo Echeverría 2 Williams Alarcón 1 Alan Soñora 1 Fernando Tobio ... |
| CAI | 5 Gabriel Ávalos 3 Santiago Montiel 2 Kevin Lomónaco 1 Alex Luna 1 Santiago López |
| IND | 2 Sebastián Villa 1 Fernando Romero 1 Francisco Petrasso 1 Franco Romero 1 Gastón Gil Romero 1 Gonzalo Ríos 1 Iván Villalba ... |
| INS | 5 Ignacio Russo 5 Santiago Rodríguez 3 Damián Puebla 3 Gregorio Rodríguez 2 Facundo Suárez 2 Gonzalo Requena 1 Fernando Alarcón ... |
| LAN | 6 Walter Bou 4 Marcelino Moreno 3 Jonatán Torres 2 Eduardo Salvio 1 Mateo Sanabria 1 Agustín Rodríguez 1 Felipe Peña Biafore ... |
| NOB | 1 Brian Aguirre 2 Ignacio Ramírez 2 Mateo Silvetti 1 Armando Méndez 1 Éver Banega 1 Jerónimo Cacciabue 1 Matko Miljevic ... |
| PLA | 7 Mateo Pellegrino 3 Guido Mainero 2 Ronaldo Martínez 1 Franco Minerva 1 Sasha Marcich |
| RAC | 5 Roger Martínez 2 Adrián Martínez 2 Gastón Martirena 2 Johan Carbonero 2 Santiago Sosa 1 Agustín Almendra 1 Gabriel Rojas ... |
| RIV | 7 Miguel Borja 4 Facundo Colidio 2 Claudio Echeverri 1 Esequiel Barco 1 Franco Mastantuono 1 Leandro González Pírez ... |
| ROS | 3 Agustín Módica 3 Ignacio Malcorra 1 Alan Rodríguez 2 Facundo Mallo 1 Agustín Sáñez 1 Carlos Quintana 1 Enzo Copetti ... |
| SLO | 1 Cristian Tarragona 2 Alexis Cuello 2 Elián Irala 2 Iker Muniain 2 Iván Leguizamón 1 Andrés Vombergar 1 Cristian Ferreira ... |
| SAR | 2 Elías López 2 Joaquín Gho 2 Manuel García 1 Agustín Fontana 1 Emiliano Méndez 1 Ezequiel Naya 1 Gabriel Gudiño 1 Iván Morales ... |
| TAL | 6 Bruno Barticciotto 2 Cristian Tarragona 2 Alejandro Martínez 2 Federico Girotti 2 Marcos Portillo 2 Ramón Sosa 1 Gastón Benavidez ... |
| TIG | 6 Florián Monzón 3 Blas Armoa 3 Gonzalo Maroni 1 Eric Ramírez 2 Tomás Galván 1 Facundo Ferreyra 1 Martín Ortega ... |
| UNI | 3 Adrián Balboa 3 Gonzalo Morales 3 Nicolás Orsini 2 Franco Pardo 2 Jerónimo Dómina 1 Bruno Pittón 1 Joaquín Mosqueira ... |
| VEL | 10 Braian Romero 7 Claudio Aquino 4 Francisco Pizzini 4 Thiago Fernández 3 Michael Santos 1 Elías Gómez 1 Matías Pellegrini |

Más Pases En la Fecha Actual

| | | | Pases Totales | Pases Efectivos | Efectividad | Pases hacia adelante |
|----|------------------------|------------|---------------|-----------------|-------------|----------------------|
| 1 | Federico Fattori | Huracán | 113 | 102 | 90.3% | 26 |
| 2 | Manuel Lanzini | River | 102 | 91 | 89.2% | 29 |
| 3 | Rodrigo Echeverría | Huracán | 94 | 78 | 83.0% | 26 |
| 4 | Santiago Simón | River | 87 | 76 | 87.4% | 28 |
| 5 | Franco Pardo | Unión | 86 | 73 | 84.9% | 28 |
| 6 | Lucas Carrizo | Huracán | 82 | 69 | 84.1% | 38 |
| 7 | Claudio Corvalán | Unión | 79 | 60 | 75.9% | 34 |
| 8 | Gonzalo Pérez | Lanús | 71 | 55 | 77.5% | 37 |
| 9 | Leandro González Pérez | River | 71 | 60 | 84.5% | 22 |
| 10 | Tobías Ramirez | Argentinos | 70 | 59 | 84.3% | 36 |
| 11 | Williams Alarcón | Huracán | 68 | 64 | 94.1% | 14 |
| 12 | Francisco Álvarez | Argentinos | 66 | 61 | 92.4% | 20 |

Más pases En el Torneo LPF 2024

| | | | Pases Totales | Pases Efectivos | Efectividad | Pases hacia adelante |
|----|-------------------|----------------------|---------------|-----------------|-------------|----------------------|
| 1 | Paulo Díaz | River | 1,091 | 947 | 86.8% | 468 |
| 2 | Santiago Sosa | Racing | 1,006 | 806 | 80.1% | 338 |
| 3 | Kevin Vázquez | Central Córdoba (SE) | 1,001 | 846 | 84.5% | 301 |
| 4 | Francisco Álvarez | Argentinos | 987 | 846 | 85.7% | 381 |
| 5 | Agustín Cardozo | Tigre | 959 | 840 | 87.6% | 291 |
| 6 | Gastón Lodico | Instituto | 893 | 755 | 84.5% | 322 |
| 7 | Lucas Carrizo | Huracán | 864 | 617 | 71.4% | 448 |
| 8 | Luciano Lollo | Estudiantes | 828 | 679 | 82.0% | 347 |
| 9 | Kevin Gutiérrez | Defensa y Justicia | 812 | 675 | 83.1% | 340 |
| 10 | Enzo Pérez | Estudiantes | 785 | 694 | 88.4% | 261 |
| 11 | Franco Pardo | Unión | 775 | 617 | 79.6% | 323 |
| 12 | Gastón Campi | San Lorenzo | 756 | 613 | 81.1% | 326 |

MÁXIMOS ASISTIDORES



Máximos Asistidores En la Fecha Actual

| | | Asistencias | Asistencias Esperadas xA | Asistencias de Remate |
|--------------------|----------------------|-------------|-----------------------------|-----------------------|
| Aarón Molinas | Defensa y Justicia | 1 | 0.13 | 2 |
| Alexis Domínguez | Barracas | 1 | 0.04 | 3 |
| Alexis Soto | Defensa y Justicia | 1 | 0.13 | 2 |
| Felipe Loyola | Independiente | 1 | 0.22 | 2 |
| Gerónimo Rivera | Banfield | 1 | 0.28 | 1 |
| Giovani Chiaverano | Newell's | 1 | 0.00 | 1 |
| Ignacio Malcorra | Rosario Central | 1 | 0.39 | 4 |
| Jeremías Lázaro | Instituto | 1 | 0.50 | 2 |
| Joaquín Gho | Sarmiento | 1 | 0.00 | 2 |
| Luis Angulo | Central Córdoba (SE) | 1 | 0.04 | 1 |
| Ramiro Carrera | Lanús | 1 | 0.20 | 1 |
| Santiago Montiel | Independiente | 1 | 0.08 | 1 |
| Thiago Fernández | Vélez | 1 | 0.25 | 3 |
| Tiago Palacios | Estudiantes | 1 | 0.03 | 2 |
| Williams Alarcón | Huracán | 1 | 0.13 | 1 |

Máximos Asistidores En el Torneo LPF 2024

| | | Asistencias | Asistencias Esperadas xA | Asistencias de Remate |
|----------------------------|----------------------|-------------|-----------------------------|-----------------------|
| Thiago Fernández | Vélez | 6 | 2.83 | 29 |
| Francisco Pizzini | Vélez | 5 | 2.88 | 30 |
| Marcelino Moreno | Lanús | 5 | 3.83 | 37 |
| Bryan Reyna | Belgrano | 4 | 1.10 | 10 |
| Francisco González Metilli | Belgrano | 4 | 2.62 | 30 |
| Gastón Lodico | Instituto | 4 | 3.15 | 31 |
| Joaquín Pereyra | Atlético Tucumán | 4 | 2.02 | 22 |
| Juan Pintado | Gimnasia | 4 | 2.85 | 16 |
| Rubén Botta | Talleres | 4 | 1.28 | 19 |
| Tomás Galván | Tigre | 4 | 2.31 | 19 |
| Bautista Barros Schelotto | Platense | 3 | 0.97 | 9 |
| Christian Ordóñez | Vélez | 3 | 1.24 | 15 |
| Claudio Aquino | Vélez | 3 | 2.99 | 36 |
| Daniel Barrea | Godoy Cruz | 3 | 1.46 | 11 |
| Dylan Aquino | Lanús | 3 | 1.56 | 10 |
| Facundo Suárez | Instituto | 3 | 0.39 | 9 |
| Gonzalo Maroni | Tigre | 3 | 1.88 | 23 |
| Ignacio Malcorra | Rosario Central | 3 | 1.96 | 18 |
| Juan Pablo Álvarez | Banfield | 3 | 3.23 | 23 |
| Lucas Rodríguez | Instituto | 3 | 1.25 | 7 |
| Luciano Giménez | Estudiantes | 3 | 0.95 | 11 |
| Luis Angulo | Central Córdoba (SE) | 3 | 1.06 | 11 |
| Marcos Portillo | Talleres | 3 | 1.96 | 18 |
| Matías Godoy | Central Córdoba (SE) | 3 | 2.04 | 19 |
| Nacho Fernández | River | 3 | 1.07 | 12 |

Más Atajadas

En la Fecha Actual

| | | | Atajadas | Valla Invicta | Atajadas por cada Gol Concedido | Despejes |
|----|---------------------|-------------------------|----------|---------------|---------------------------------|----------|
| 1 | Felipe Zenobio | Tigre | 7 | 0 | 7.00 | 2 |
| 2 | Gabriel Arias | Racing | 5 | 0 | 5.00 | 2 |
| 3 | Lucas Acosta | Sarmiento | 5 | 0 | 1.67 | 0 |
| 4 | Gastón Gómez | San Lorenzo | 5 | 0 | 2.50 | 2 |
| 5 | Leandro Brey | Boca | 5 | 1 | | 0 |
| 6 | Enrique Bologna | Defensa y Justicia | 5 | 0 | 5.00 | 1 |
| 7 | Diego Rodríguez | Argentinos | 5 | 0 | 5.00 | 1 |
| 8 | Ignacio Arce | Deportivo Riestra | 4 | 0 | 1.33 | 0 |
| 9 | Ramiro Macagno | Newell's | 4 | 0 | 4.00 | 1 |
| 10 | Franco Petrolí | Godoy Cruz | 4 | 1 | | 0 |
| 11 | Nahuel Losada | Lanús | 3 | 0 | 1.50 | 0 |
| 12 | Marcos Ledesma | Gimnasia | 3 | 0 | 3.00 | 0 |
| 13 | Juan Espínola | Belgrano | 3 | 1 | | 0 |
| 14 | Tomás Durso | Atlético Tucumán | 3 | 0 | 1.50 | 3 |
| 15 | Juan Pablo Cozzani | Platense | 3 | 1 | | 1 |
| 16 | Rafael Ferrario | Barracas | 3 | 0 | 3.00 | 2 |
| 17 | Guido Herrera | Talleres | 2 | 1 | | 2 |
| 18 | Rodrigo Rey | Independiente | 2 | 0 | 2.00 | 1 |
| 19 | Thiago Cardozo | Unión | 2 | 0 | 1.00 | 0 |
| 20 | Ezequiel Centurión | Independiente Rivadavia | 2 | 0 | 2.00 | 3 |
| 21 | Facundo Sanguinetti | Banfield | 2 | 0 | 1.00 | 1 |
| 22 | Matías Mansilla | Estudiantes | 2 | 0 | 2.00 | 2 |
| 23 | Tomás Marchiori | Vélez | 1 | 1 | | 0 |
| 24 | Manuel Roffo | Instituto | 1 | 1 | | 2 |
| 25 | Luis Ingolotti | Central Córdoba (SE) | 1 | 1 | | 0 |
| 26 | Jorge Broun | Rosario Central | 1 | 0 | 0.50 | 0 |
| 27 | Conan Ledesma | River | 0 | 1 | | 0 |
| 28 | Hernán Galíndez | Huracán | 0 | 0 | 0.00 | 0 |

GOLES PREVENIDOS



| | Goles Concedidos (no incluye propia meta) | Goles Esperados Concedidos (remates al arco) | Goles Prevenidos |
|-------------------------|--|---|------------------|
| Barracas Central | 19 | 25.5 | 6.5 |
| Boca | 17 | 22.9 | 5.9 |
| Lanús | 23 | 27.7 | 4.7 |
| Godoy Cruz | 16 | 19.9 | 3.9 |
| Huracán | 9 | 12.9 | 3.9 |
| Deportivo Riestra | 21 | 24.6 | 3.6 |
| Tigre | 22 | 25.0 | 3.0 |
| Independiente | 12 | 14.8 | 2.8 |
| Estudiantes | 17 | 19.3 | 2.3 |
| San Lorenzo | 16 | 18.3 | 2.3 |
| Belgrano | 18 | 20.3 | 2.3 |
| Instituto | 13 | 15.3 | 2.3 |
| Vélez | 11 | 13.2 | 2.2 |
| Atlético Tucumán | 17 | 19.2 | 2.2 |
| Sarmiento | 17 | 19.1 | 2.1 |
| Defensa y Justicia | 22 | 23.5 | 1.5 |
| Platense | 15 | 16.4 | 1.4 |
| Argentinos Juniors | 16 | 17.2 | 1.2 |
| Banfield | 21 | 21.2 | 0.2 |
| Unión | 15 | 15.1 | 0.1 |
| Newell's | 19 | 19.0 | 0.0 |
| Gimnasia | 15 | 14.9 | -0.1 |
| Rosario Central | 18 | 17.8 | -0.2 |
| River | 12 | 11.6 | -0.4 |
| Central Córdoba (SE) | 26 | 25.3 | -0.7 |
| Talleres | 15 | 14.0 | -1.1 |
| Racing | 15 | 13.7 | -1.3 |
| Independiente Rivadavia | 17 | 14.9 | -2.1 |

GLOSARIO

Goles Prevenidos son el resultado de la resta entre los goles esperados concedidos de los remates al arco (xGOT) menos la cantidad de goles efectivamente concedidos, sin incluir los tantos en propia meta.

LÍDERES EN ATAJADAS


Más Atajadas
 En el Torneo LPF 2024

| | | | Atajadas | Valla Invicta | Atajadas por cada Gol Concedido | Despejes |
|----|----------------------|-------------------------|----------|---------------|---------------------------------|----------|
| 1 | Ignacio Arce | Deportivo Riestra | 60 | 7 | 2.86 | 21 |
| 2 | Nahuel Losada | Belgrano | 19 | 1 | 2.11 | 10 |
| 3 | Nahuel Losada | Lanús | 36 | 2 | 3.27 | 7 |
| 4 | Luis Ingolotti | Central Córdoba (SE) | 53 | 3 | 2.04 | 10 |
| 5 | Franco Petrolí | Godoy Cruz | 49 | 4 | 3.06 | 8 |
| 6 | Tomás Durso | Atlético Tucumán | 49 | 7 | 2.72 | 25 |
| 7 | Lucas Acosta | Sarmiento | 48 | 7 | 3.43 | 3 |
| 8 | Felipe Zenobio | Tigre | 47 | 3 | 2.35 | 17 |
| 9 | Guido Herrera | Talleres | 46 | 6 | 3.07 | 22 |
| 10 | Facundo Sanguinetti | Banfield | 46 | 5 | 2.71 | 2 |
| 11 | Matías Mansilla | Estudiantes | 44 | 5 | 2.59 | 17 |
| 12 | Tomás Marchiori | Vélez | 42 | 10 | 4.20 | 13 |
| 13 | Manuel Roffo | Instituto | 42 | 4 | 3.00 | 25 |
| 14 | Juan Pablo Cozzani | Platense | 42 | 6 | 2.80 | 7 |
| 15 | Rodrigo Rey | Independiente | 41 | 9 | 3.42 | 15 |
| 16 | Thiago Cardozo | Unión | 41 | 8 | 2.93 | 8 |
| 17 | Sergio Romero | Boca | 40 | 4 | 3.33 | 9 |
| 18 | Jorge Broun | Rosario Central | 40 | 4 | 2.67 | 4 |
| 19 | Diego Rodríguez | Argentinos | 38 | 7 | 2.24 | 7 |
| 20 | Sebastián Moyano | Barracas | 34 | 2 | 3.09 | 8 |
| 21 | Gabriel Arias | Racing | 32 | 7 | 4.00 | 6 |
| 22 | Hernán Galíndez | Huracán | 32 | 7 | 3.56 | 6 |
| 23 | Ezequiel Centurión | Independiente Rivadavia | 30 | 4 | 2.00 | 14 |
| 24 | Ezequiel Centurión | River | 1 | 0 | 0.50 | 0 |
| 25 | Ramiro Macagno | Newell's | 28 | 3 | 2.15 | 8 |
| 26 | Cristopher Fiermarín | Defensa y Justicia | 27 | 1 | 1.59 | 7 |
| 27 | Alan Aguerre | Lanús | 25 | 1 | 1.92 | 11 |
| 28 | Nelson Insfrán | Gimnasia | 25 | 1 | 2.50 | 6 |



DATA

PROVEEDOR OFICIAL DE PROCESAMIENTO Y ANÁLISIS



PROVEEDOR OFICIAL DE DATOS

