



TORNEO
Betano
apertura



DATA

DATOS OFICIALES DE LA FECHA

13

YPF

NaranjaX

PIRELLI

TCL



Naldo

bplay

paX

Sur Finanzas

Medifé

MANTECOL

JetSMART



FULLMINT

RESUMEN DE LA FECHA

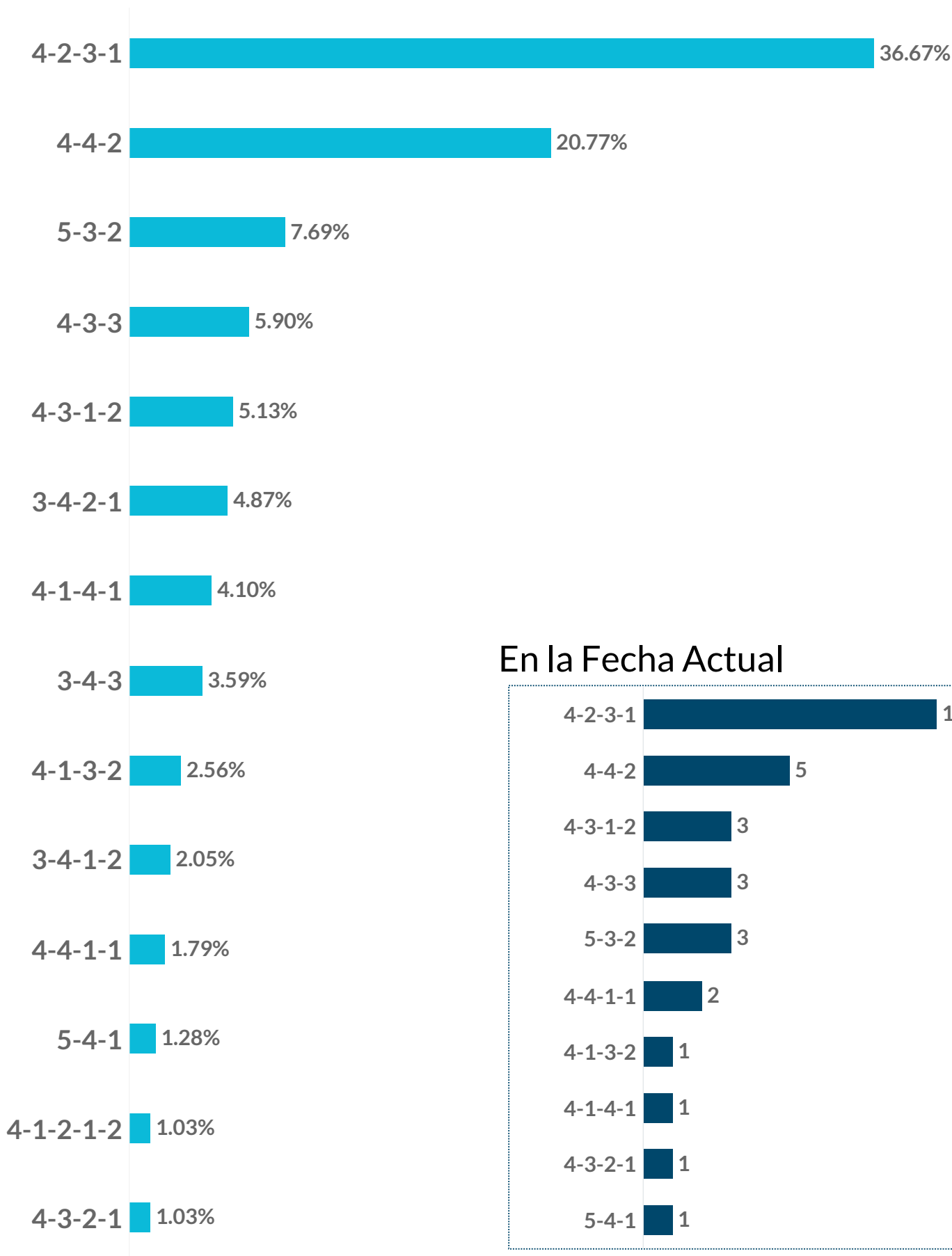


| | Fecha Actual | Máximo en una Fecha | En el Torneo |
|------------------------------|--------------|---------------------|--------------|
| Triunfos Locales | 4 | 10 | 82 |
| Empates | 7 | 7 | 63 |
| Triunfos Visitantes | 4 | 6 | 50 |
| Goles Totales | 23 | 39 | 389 |
| Goles desde Tiros de Esquina | 3 | 7 | 46 |
| Goles desde Tiros Libres | 0 | 3 | 11 |
| Goles de Cabeza | 4 | 10 | 67 |
| Goles de Penal | 3 | 7 | 35 |
| Goles desde Laterales | 0 | 3 | 9 |
| Goles de Jugada | 16 | 27 | 257 |
| Goles de Pelota Parada | 7 | 19 | 132 |
| Penales Ejecutados | 4 | 9 | 48 |
| Penales Atajados | 0 | 2 | 7 |
| Penales Desviados | 1 | 2 | 6 |
| Amarillas | 79 | 87 | 954 |
| Rojas | 3 | 7 | 39 |

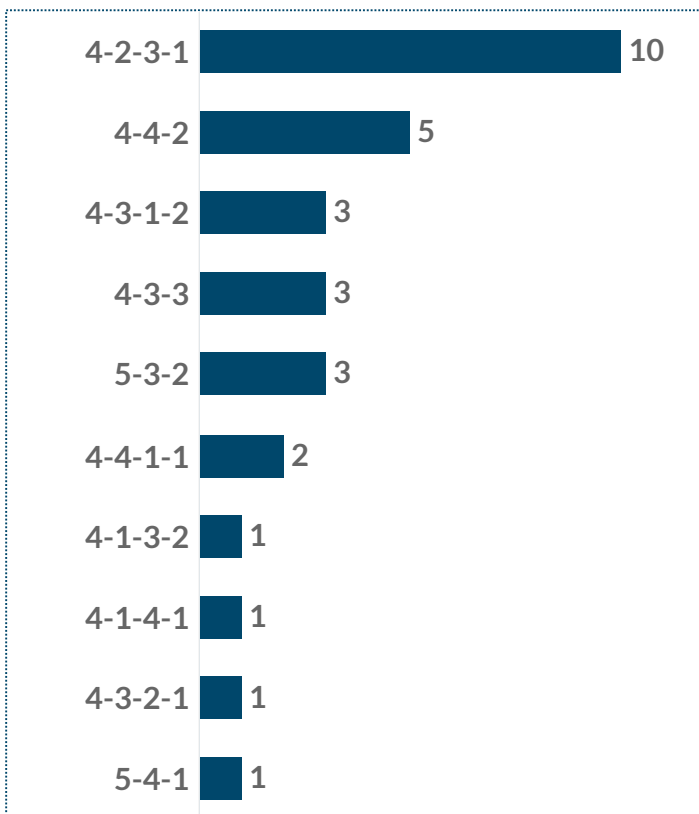
FORMACIONES MÁS UTILIZADAS



En el Torneo Betano Apertura 2025



En la Fecha Actual



CONFRONTACIONES TÁCTICAS



En el Torneo Betano Apertura 2025

2  56

4-2-3-1 4-3-3 4-4-2 5-3-2 4-1-3-2 4-1-4-1 4-3-1-2 3-4-2-1 3-1-4-2 3-4-1-2 4-1-2-1-2

| | 4-2-3-1 | 4-3-3 | 4-4-2 | 5-3-2 | 4-1-3-2 | 4-1-4-1 | 4-3-1-2 | 3-4-2-1 | 3-1-4-2 | 3-4-1-2 | 4-1-2-1-2 |
|-----------|---------|-------|-------|-------|---------|---------|---------|---------|---------|---------|-----------|
| 4-2-3-1 | 56 | 10 | 30 | 12 | 6 | 5 | 6 | 6 | 2 | | 2 |
| 4-4-2 | 30 | 4 | 20 | 3 | | 4 | 5 | 5 | | 2 | |
| 5-3-2 | 12 | 2 | 3 | | 2 | | 2 | | | 3 | |
| 4-3-3 | 10 | | 4 | 2 | | | | | | | |
| 4-3-1-2 | 6 | | 5 | 2 | | 3 | | | | | |
| 4-1-4-1 | 5 | | 4 | | | | 3 | 2 | | | |
| 3-4-2-1 | 6 | | 5 | | | 2 | | | | | |
| 3-4-3 | 3 | 3 | 4 | | | | | | | | |
| 4-1-3-2 | 6 | | | 2 | | | | | | | |
| 3-4-1-2 | | | 2 | 3 | | | | | | 2 | |
| 3-1-4-2 | 2 | | | | | | | | | | |
| 4-1-2-1-2 | 2 | | | | | | | | | | |
| 4-4-1-1 | | 2 | | | | | | | | | |

EDAD PROMEDIO DEL ONCE INICIAL



En la Fecha Actual

Edad Promedio | Jugadores Sub 20

| | | |
|-------------------------|------------|---|
| Aldosivi | 28 y 060 d | 0 |
| Argentinos | 27 y 268 d | 0 |
| Atlético Tucumán | 28 y 270 d | 0 |
| Banfield | 24 y 212 d | 0 |
| Barracas | 27 y 298 d | 0 |
| Belgrano | 30 y 009 d | 0 |
| Boca | 29 y 119 d | 1 |
| Central Córdoba (SE) | 27 y 119 d | 0 |
| Defensa y Justicia | 27 y 028 d | 0 |
| Deportivo Riestra | 29 y 134 d | 0 |
| Estudiantes | 27 y 238 d | 0 |
| Gimnasia | 27 y 348 d | 1 |
| Godoy Cruz | 24 y 212 d | 1 |
| Huracán | 27 y 287 d | 0 |
| Independiente | 28 y 018 d | 1 |
| Independiente Rivadavia | 25 y 141 d | 0 |
| Instituto | 25 y 355 d | 0 |
| Lanús | 29 y 166 d | 1 |
| Newell's | 30 y 022 d | 1 |
| Platense | 26 y 280 d | 0 |
| Racing | 28 y 057 d | 0 |
| River | 28 y 346 d | 1 |
| Rosario Central | 26 y 347 d | 2 |
| San Lorenzo | 26 y 274 d | 0 |
| San Martín San Juan | 27 y 261 d | 0 |
| Sarmiento | 28 y 012 d | 0 |
| Talleres | 26 y 324 d | 0 |
| Tigre | 26 y 021 d | 0 |
| Unión | 28 y 169 d | 1 |
| Vélez | 25 y 012 d | 2 |

En el Torneo Betano Apertura 2025

Edad Promedio | Jugadores Sub 20

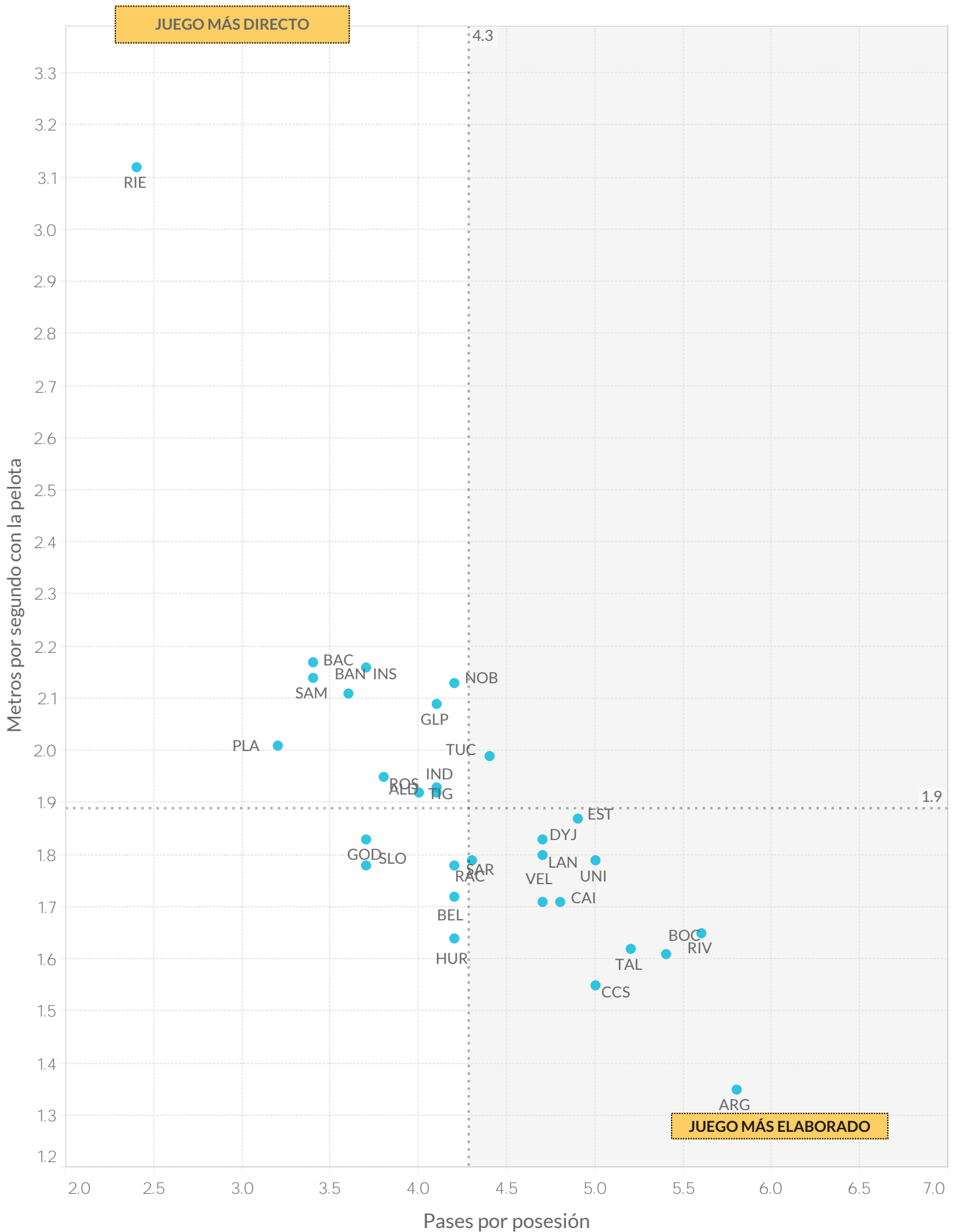
| | | |
|-------------------------|----------|----|
| Aldosivi | 27y 104d | 0 |
| Argentinos | 28y 73d | 1 |
| Atlético Tucumán | 29y 60d | 0 |
| Banfield | 24y 95d | 0 |
| Barracas | 27y 197d | 0 |
| Belgrano | 28y 273d | 2 |
| Boca | 28y 11d | 10 |
| Central Córdoba (SE) | 27y 187d | 0 |
| Defensa y Justicia | 27y 282d | 0 |
| Deportivo Riestra | 29y 322d | 0 |
| Estudiantes | 27y 144d | 0 |
| Gimnasia | 28y 95d | 7 |
| Godoy Cruz | 24y 305d | 10 |
| Huracán | 28y 233d | 0 |
| Independiente | 27y 222d | 9 |
| Independiente Rivadavia | 26y 14d | 0 |
| Instituto | 27y 70d | 0 |
| Lanús | 28y 336d | 6 |
| Newell's | 28y 29d | 20 |
| Platense | 26y 219d | 1 |
| Racing | 27y 63d | 1 |
| River Plate | 30y 283d | 8 |
| Rosario Central | 28y 62d | 9 |
| San Lorenzo | 25y 127d | 0 |
| San Martín San Juan | 28y 301d | 0 |
| Sarmiento | 27y 315d | 0 |
| Talleres | 27y 218d | 1 |
| Tigre | 25y 236d | 0 |
| Unión | 27y 170d | 7 |
| Vélez | 25y 348d | 16 |



DATA

ESTILOS DE JUEGO

ESTILOS DE JUEGO



ESTILOS DE JUEGO



| | | Posesión Promedio | Pases promedio por Secuencia | Pases Largos (% del total) | Distancia promedio del Saque de Arco | Posesión en Ventaja | Posesión Empatando o Perdiendo |
|----|-------------------------|-------------------|------------------------------|----------------------------|--------------------------------------|---------------------|--------------------------------|
| 1 | River | 66.7% | 3.3 | 11.5% | 31.1 | 50.7% | 68.5% |
| 2 | Argentinos | 61.1% | 3.4 | 11.8% | 41.4 | 53.1% | 65.5% |
| 3 | Vélez | 58.5% | 2.9 | 12.2% | 29.3 | 41.1% | 59.7% |
| 4 | Talleres | 58.0% | 3.2 | 12.7% | 32.9 | 40.5% | 61.4% |
| 5 | Independiente | 57.0% | 2.8 | 13.4% | 34.3 | 53.3% | 60.0% |
| 6 | Boca | 55.9% | 3.4 | 12.1% | 32.3 | 48.1% | 62.7% |
| 7 | Estudiantes | 54.7% | 3.1 | 13.2% | 48.3 | 44.4% | 59.1% |
| 8 | Unión | 54.5% | 3.0 | 14.5% | 36.3 | 39.4% | 55.8% |
| 9 | Defensa y Justicia | 53.8% | 3.1 | 14.9% | 39.3 | 46.0% | 56.0% |
| 10 | Lanús | 51.7% | 2.9 | 12.4% | 30.4 | 43.6% | 53.2% |
| 11 | Rosario Central | 51.6% | 2.6 | 16.1% | 39.7 | 45.8% | 55.0% |
| 12 | Racing | 51.6% | 2.6 | 18.8% | 43.7 | 45.0% | 55.5% |
| 13 | Atlético Tucumán | 51.0% | 2.7 | 16.0% | 44.2 | 42.1% | 53.1% |
| 14 | Central Córdoba SdE | 50.7% | 3.1 | 14.9% | 42.9 | 43.5% | 52.4% |
| 15 | Belgrano | 49.1% | 2.6 | 17.4% | 48.8 | 42.5% | 50.6% |
| 16 | Instituto | 48.6% | 2.2 | 18.7% | 45.8 | 39.4% | 50.1% |
| 17 | Huracán | 47.7% | 2.7 | 14.9% | 49.3 | 41.7% | 50.7% |
| 18 | Aldosivi | 46.8% | 2.5 | 17.8% | 37.1 | 34.1% | 49.0% |
| 19 | Gimnasia | 46.7% | 2.5 | 17.5% | 46.5 | 33.6% | 50.4% |
| 20 | San Lorenzo | 46.5% | 2.2 | 19.0% | 50.0 | 39.6% | 47.9% |
| 21 | Independiente Rivadavia | 46.4% | 2.6 | 18.8% | 57.0 | 34.4% | 49.3% |
| 22 | Tigre | 46.2% | 2.5 | 18.4% | 38.4 | 38.9% | 51.2% |
| 23 | Godoy Cruz | 46.0% | 2.4 | 19.2% | 45.5 | 33.9% | 47.7% |
| 24 | Sarmiento | 45.9% | 2.6 | 19.4% | 42.4 | 25.0% | 46.6% |
| 25 | Newell's | 45.9% | 2.6 | 15.7% | 46.3 | 31.5% | 50.8% |
| 26 | San Martín San Juan | 44.8% | 2.1 | 22.2% | 50.6 | 27.1% | 46.0% |
| 27 | Banfield | 44.0% | 2.3 | 17.3% | 52.2 | 34.2% | 46.8% |
| 28 | Platense | 43.3% | 2.0 | 22.5% | 63.5 | 31.3% | 47.1% |
| 29 | Barracas | 39.8% | 2.1 | 21.9% | 52.8 | 32.7% | 43.1% |
| 30 | Deportivo Riestra | 31.1% | 1.5 | 33.3% | 55.1 | 23.8% | 34.3% |

ESTILOS DE JUEGO



| | | Secuencias de 10 o más pases | Secuencias de 10 o más pases terminados en Ataque | Secuencias de 10 o más pases terminados en Gol | Ataques Directos** | Goles a partir de Ataques Directos |
|----|-------------------------|------------------------------|---|--|--------------------|------------------------------------|
| 1 | Aldosivi | 40 | 8 | 0 | 22 | 3 |
| 2 | Argentinos | 143 | 27 | 1 | 12 | 1 |
| 3 | Atlético Tucumán | 70 | 12 | 0 | 19 | 0 |
| 4 | Banfield | 30 | 2 | 0 | 16 | 0 |
| 5 | Barracas | 26 | 1 | 0 | 19 | 2 |
| 6 | Belgrano | 58 | 11 | 0 | 10 | 1 |
| 7 | Boca | 133 | 23 | 0 | 20 | 1 |
| 8 | Central Córdoba (SE) | 111 | 13 | 0 | 23 | 4 |
| 9 | Defensa y Justicia | 79 | 16 | 0 | 21 | 1 |
| 10 | Deportivo Riestra | 2 | 1 | 0 | 16 | 0 |
| 11 | Estudiantes | 92 | 19 | 2 | 20 | 1 |
| 12 | Gimnasia | 51 | 8 | 0 | 24 | 1 |
| 13 | Godoy Cruz | 42 | 7 | 0 | 8 | 0 |
| 14 | Huracán | 71 | 14 | 1 | 15 | 0 |
| 15 | Independiente | 79 | 17 | 1 | 16 | 2 |
| 16 | Independiente Rivadavia | 53 | 10 | 1 | 25 | 3 |
| 17 | Instituto | 32 | 7 | 0 | 17 | 1 |
| 18 | Lanús | 87 | 17 | 0 | 30 | 2 |
| 19 | Newell's | 55 | 8 | 0 | 19 | 1 |
| 20 | Platense | 25 | 5 | 0 | 12 | 1 |
| 21 | Racing | 71 | 12 | 1 | 19 | 0 |
| 22 | River | 124 | 23 | 0 | 20 | 0 |
| 23 | Rosario Central | 53 | 8 | 0 | 22 | 2 |
| 24 | San Lorenzo | 35 | 3 | 1 | 16 | 0 |
| 25 | San Martín San Juan | 26 | 1 | 0 | 14 | 1 |
| 26 | Sarmiento | 58 | 5 | 0 | 18 | 1 |
| 27 | Talleres | 115 | 21 | 0 | 31 | 1 |
| 28 | Tigre | 40 | 10 | 0 | 14 | 2 |
| 29 | Unión | 76 | 20 | 0 | 19 | 0 |
| 30 | Vélez | 76 | 11 | 0 | 13 | 0 |

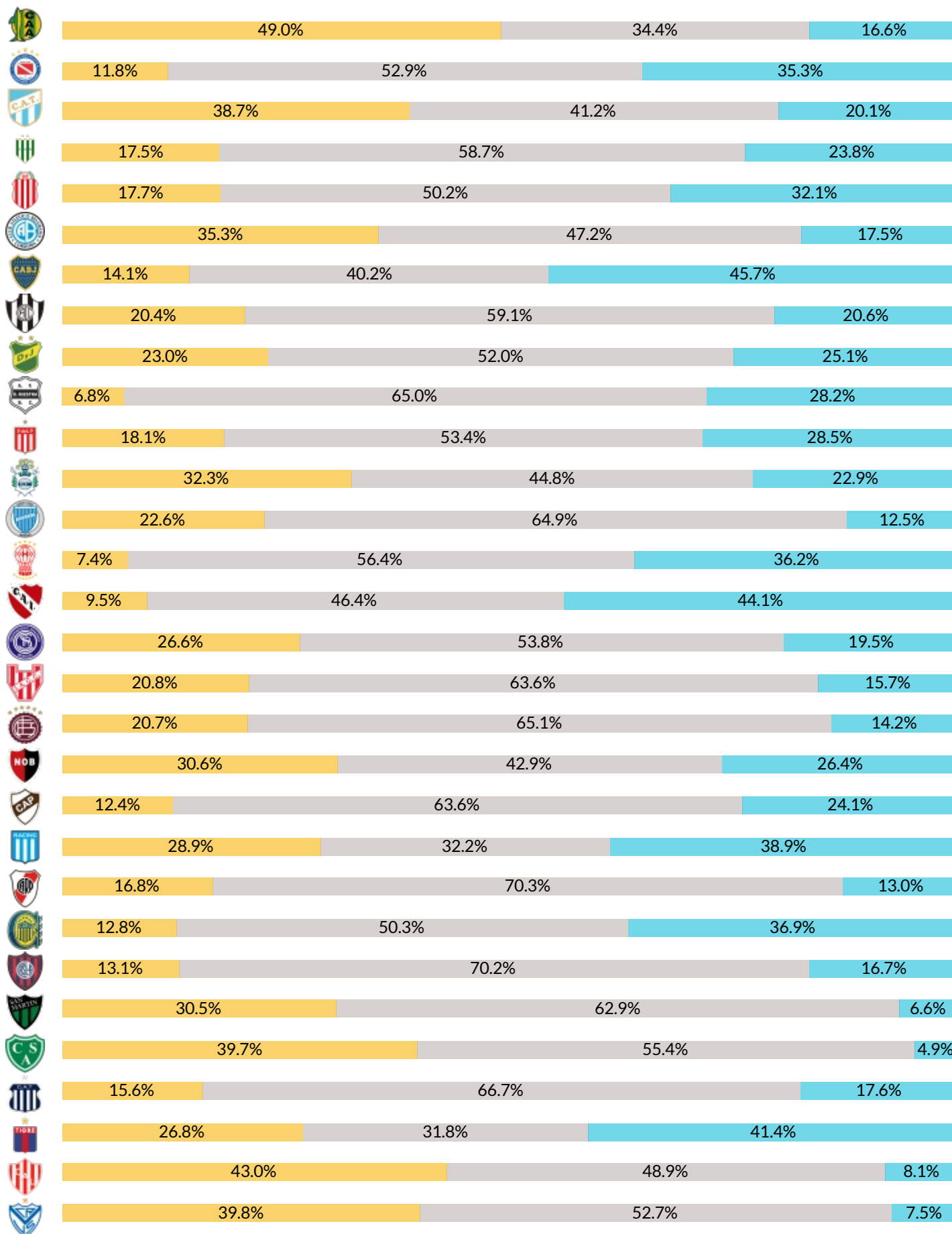
GLOSARIO

***Secuencia:** continuidad de pases hasta que es interrumpida por una acción del rival que puede o no implicar también la pérdida de la posesión.

****Ataques Directos** es el número de secuencias de juego abierto que comienzan dentro del propio campo del equipo y tienen al menos un 50% de su recorrido hacia el arco del oponente y terminan con un remate o un toque en el área rival.

REGISTROS DE SITUACIÓN

■ Perdiendo
 ■ Empatando
 ■ Ganando

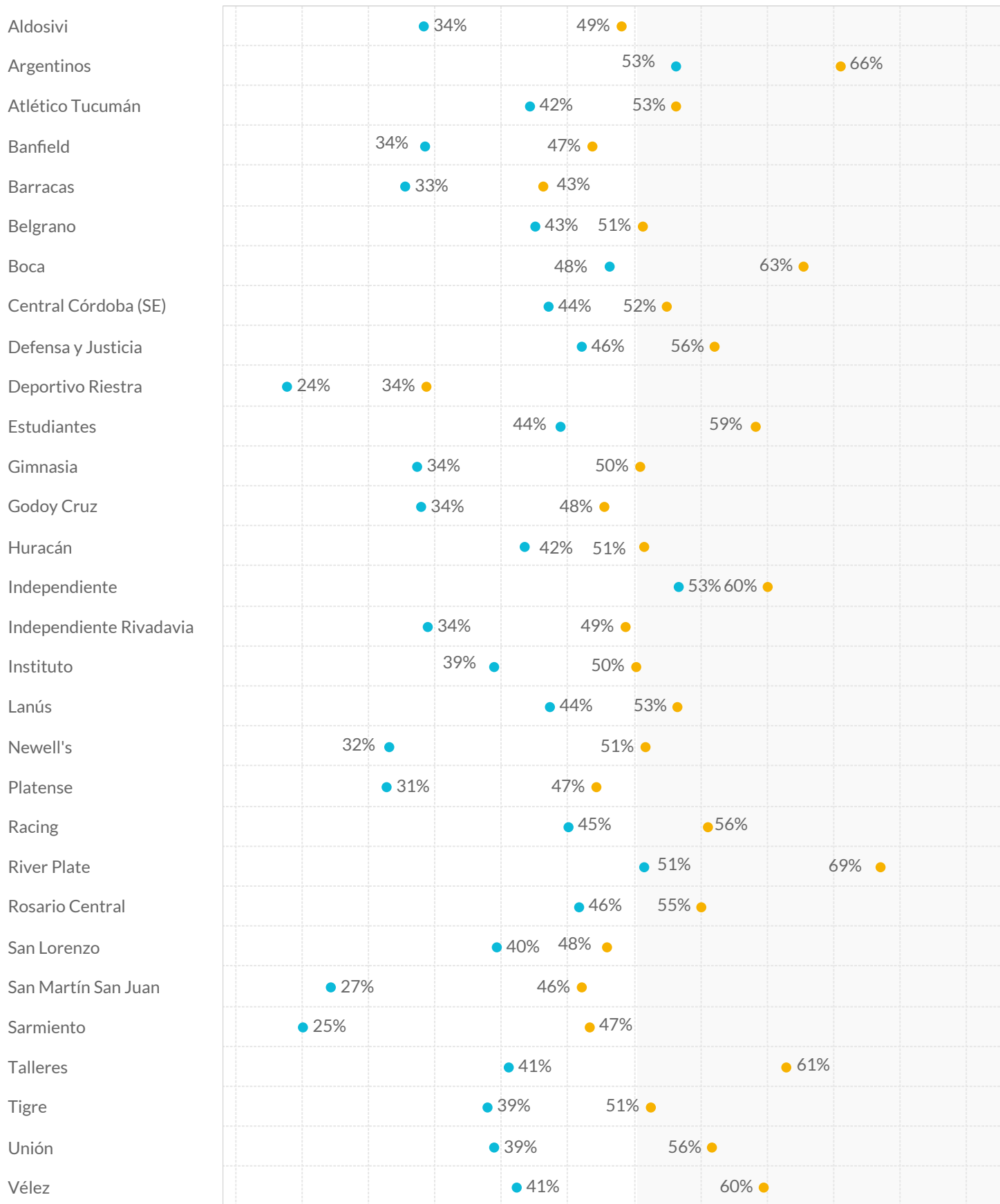


POSESIÓN EN CONTEXTO



■ Posesión Empatando o Perdiendo

■ Posesión en Ventaja



MENOS POSESIÓN QUE EL RIVAL

MÁS POSESIÓN QUE EL RIVAL

RANKING FAIR PLAY



Puntos Fair Play

| | | | | |
|-------------------------|----|---|---|-----|
| Talleres | 20 | 1 | 0 | 977 |
| Atlético Tucumán | 27 | 0 | 0 | 973 |
| Barracas Central | 27 | 0 | 0 | 973 |
| Aldosivi | 26 | 1 | 0 | 971 |
| Argentinos Juniors | 24 | 0 | 1 | 971 |
| Central Córdoba (SE) | 19 | 0 | 2 | 971 |
| Defensa y Justicia | 24 | 0 | 1 | 971 |
| Instituto | 29 | 0 | 0 | 971 |
| Lanús | 26 | 1 | 0 | 971 |
| Platense | 27 | 1 | 0 | 970 |
| Huracán | 33 | 0 | 0 | 967 |
| Unión | 23 | 0 | 2 | 967 |
| Tigre | 31 | 1 | 0 | 966 |
| Rosario Central | 35 | 0 | 0 | 965 |
| San Martín San Juan | 30 | 0 | 1 | 965 |
| Godoy Cruz | 36 | 0 | 0 | 964 |
| Independiente | 37 | 0 | 0 | 963 |
| Newell's | 32 | 0 | 1 | 963 |
| Banfield | 36 | 1 | 0 | 961 |
| Boca | 31 | 1 | 1 | 961 |
| River | 32 | 0 | 2 | 958 |
| Deportivo Riestra | 37 | 2 | 0 | 957 |
| San Lorenzo | 40 | 1 | 0 | 957 |
| Independiente Rivadavia | 34 | 0 | 2 | 956 |
| Racing | 40 | 0 | 1 | 955 |
| Vélez | 34 | 2 | 1 | 955 |
| Sarmiento | 39 | 0 | 2 | 951 |
| Belgrano | 35 | 2 | 2 | 949 |
| Gimnasia | 40 | 1 | 2 | 947 |
| Estudiantes | 50 | 1 | 2 | 937 |

RANKING FAIR PLAY

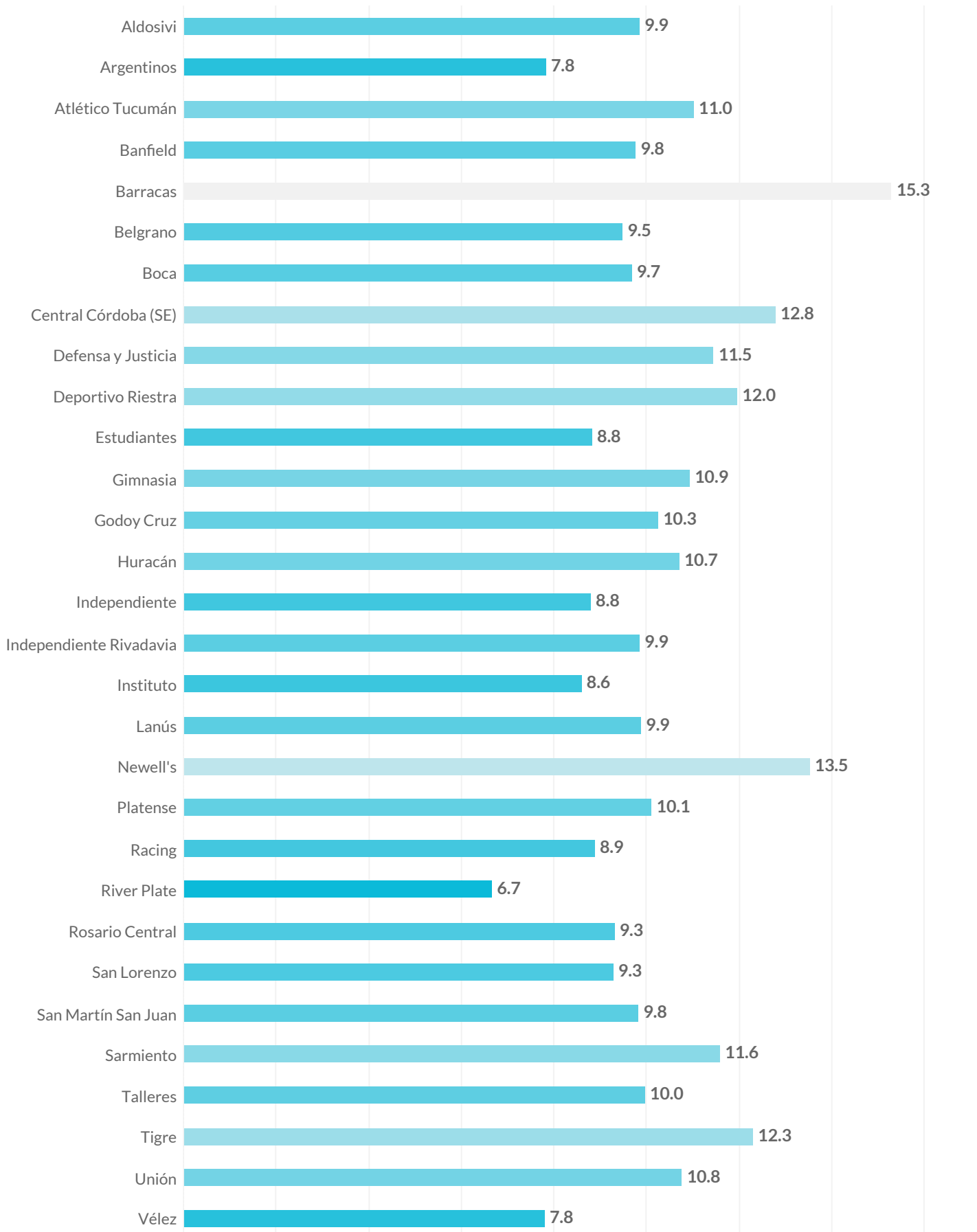
Cada equipo inicia el torneo con 1000 puntos y pierde uno por cada tarjeta amarilla, tres en caso de expulsión por doble amonestación y cinco por roja directa.

PRESIÓN ALTA



| | | Recuperaciones Altas | Recuperaciones Altas Terminadas en Remate | Recuperaciones Altas Terminadas en Gol |
|----|-------------------------|----------------------|---|--|
| 1 | Platense | 116 | 14 | 1 |
| 2 | Argentinos | 106 | 19 | 2 |
| 3 | Aldosivi | 97 | 22 | 1 |
| 4 | Instituto | 89 | 10 | 2 |
| 5 | Tigre | 87 | 19 | 4 |
| 6 | River | 87 | 13 | 1 |
| 7 | Unión | 85 | 21 | 1 |
| 8 | Racing | 85 | 16 | 3 |
| 9 | Vélez | 83 | 10 | 0 |
| 10 | Belgrano | 82 | 12 | 0 |
| 11 | San Martín San Juan | 81 | 12 | 0 |
| 12 | San Lorenzo | 80 | 8 | 1 |
| 13 | Lanús | 79 | 17 | 0 |
| 14 | Estudiantes | 79 | 14 | 1 |
| 15 | Rosario Central | 78 | 9 | 0 |
| 16 | Banfield | 78 | 9 | 1 |
| 17 | Huracán | 74 | 10 | 0 |
| 18 | Deportivo Riestra | 74 | 6 | 1 |
| 19 | Godoy Cruz | 73 | 8 | 0 |
| 20 | Gimnasia | 71 | 11 | 2 |
| 21 | Independiente | 69 | 8 | 1 |
| 22 | Defensa y Justicia | 67 | 8 | 3 |
| 23 | Independiente Rivadavia | 65 | 10 | 0 |
| 24 | Central Córdoba (SE) | 65 | 10 | 0 |
| 25 | Boca | 65 | 8 | 1 |
| 26 | Talleres | 64 | 10 | 1 |
| 27 | Newell's | 62 | 11 | 0 |
| 28 | Barracas | 60 | 7 | 1 |
| 29 | Sarmiento | 57 | 7 | 0 |
| 30 | Atlético Tucumán | 55 | 4 | 0 |

PASES PERMITIDOS POR ACCIÓN DEFENSIVA (PPDA)





DATA

RANKINGS DE JUGADORES

MÁXIMOS GOLEADORES



| Máximos Goleadores En la Fecha Actual | | Goles | % de Goles de Penal | Remates Totales | Remates al Arco |
|--|-------------------------|-------|---------------------|-----------------|-----------------|
| Gabriel Ávalos | Independiente | 2 | 0% | 3 | 2 |
| Gastón Lodico | Instituto | 2 | 0% | 2 | 2 |
| Adrián Martínez | Racing | 1 | 100% | 4 | 2 |
| Andrés Vombergar | San Lorenzo | 1 | 0% | 1 | 1 |
| Carlos Palacios | Boca | 1 | 0% | 1 | 1 |
| Fabrizio Sartori | Independiente Rivadavia | 1 | 0% | 2 | 2 |
| Franco Frías | Sarmiento | 1 | 0% | 1 | 1 |
| Jhonatan Candia | Barracas | 1 | 0% | 1 | 1 |
| Kevin Zenón | Boca | 1 | 0% | 2 | 2 |
| Leonardo Heredia | Central Córdoba (SE) | 1 | 100% | 1 | 1 |
| Lucas Castro | Gimnasia | 1 | 0% | 3 | 2 |
| Lucas Menossi | Belgrano | 1 | 0% | 2 | 1 |
| Luciano Giménez | Estudiantes | 1 | 0% | 1 | 1 |
| Marcos Rojo | Boca | 1 | 0% | 3 | 1 |
| Matko Miljevic | Huracán | 1 | 100% | 4 | 3 |
| Miguel Borja | River | 1 | 0% | 3 | 3 |
| Santiago López García | Banfield | 1 | 0% | 2 | 1 |
| Santiago Solari | Racing | 1 | 0% | 2 | 2 |
| Valentín Depietri | Talleres | 1 | 0% | 1 | 1 |
| Walter Mazzantti | Huracán | 1 | 0% | 1 | 1 |

MÁXIMOS GOLEADORES



| Máximos Goleadores En el Torneo Betano Apertura 2025 | | Goles | % de Goles de Penal | Remates Totales | Remates al Arco |
|---|----------------------|-------|---------------------|-----------------|-----------------|
| Adrián Martínez | Racing | 9 | 11% | 25 | 14 |
| Gabriel Ávalos | Independiente | 8 | 25% | 22 | 13 |
| Andrés Vombergar | San Lorenzo | 7 | 57% | 21 | 9 |
| Nicolás Fernández | Belgrano | 6 | 0% | 31 | 16 |
| Ignacio Russo | Tigre | 5 | 0% | 33 | 14 |
| Jhonatan Candia | Barracas | 5 | 0% | 20 | 8 |
| Leonardo Heredia | Central Córdoba (SE) | 5 | 20% | 15 | 11 |
| Matko Miljevic | Huracán | 5 | 60% | 21 | 10 |
| Tomás Molina | Argentinos | 5 | 0% | 39 | 15 |
| Alex Luna | Instituto | 4 | 25% | 30 | 11 |
| Elías Torres | Aldosivi | 4 | 50% | 28 | 12 |
| Facundo Bruera | Barracas | 4 | 0% | 20 | 9 |
| Gastón Togni | Defensa y Justicia | 4 | 0% | 25 | 12 |
| Ignacio Malcorra | Rosario Central | 4 | 75% | 15 | 4 |
| Jaminton Campaz | Rosario Central | 4 | 0% | 15 | 6 |
| Jonathan Herrera | Deportivo Riestra | 4 | 0% | 29 | 10 |
| Juan Miritello | Defensa y Justicia | 4 | 0% | 14 | 8 |
| Mateo Coronel | Atlético Tucumán | 4 | 0% | 23 | 10 |
| Miguel Borja | River | 4 | 0% | 27 | 15 |
| Miguel Merentiel | Boca | 4 | 0% | 7 | 5 |
| Milton Giménez | Boca | 4 | 0% | 19 | 7 |
| Rodrigo Castillo | Gimnasia | 4 | 0% | 28 | 8 |
| Santiago Ascacibar | Estudiantes | 4 | 0% | 18 | 11 |
| Vicente Taborda | Platense | 4 | 0% | 16 | 8 |

GOLEADORES POR EQUIPO



| | | Goles Totales | Jugadores que Anotaron al menos un Gol | | | Goles Totales | Jugadores que Anotaron al menos un Gol |
|----|-------------------------|---------------|--|----|-------------------|---------------|--|
| 1 | Independiente | 23 | 8 | 15 | Instituto | 13 | 6 |
| 2 | Racing | 22 | 9 | 16 | Aldosivi | 13 | 7 |
| 3 | Boca | 20 | 11 | 17 | River | 12 | 7 |
| 4 | Central Córdoba SdE | 19 | 9 | 18 | Lanús | 11 | 6 |
| 5 | Huracán | 18 | 10 | 19 | Belgrano | 11 | 4 |
| 6 | Estudiantes | 18 | 10 | 20 | Platense | 10 | 5 |
| 7 | Tigre | 17 | 8 | 21 | Deportivo Riestra | 10 | 6 |
| 8 | Rosario Central | 17 | 9 | 22 | Talleres | 9 | 5 |
| 9 | Barracas | 17 | 9 | 23 | Sarmiento | 9 | 7 |
| 10 | Argentinos | 16 | 11 | 24 | Newell's | 9 | 6 |
| 11 | Independiente Rivadavia | 14 | 8 | 25 | Banfield | 9 | 5 |
| 12 | Defensa y Justicia | 14 | 6 | 26 | Unión | 8 | 6 |
| 13 | Atlético Tucumán | 14 | 7 | 27 | Gimnasia | 8 | 4 |
| 14 | San Lorenzo | 13 | 6 | 28 | Godoy Cruz | 7 | 3 |

| | | | | | | | | | | | | | | | | | |
|-----|---|---------------------|---|------------------|---|--------------------|---|-----------------------|---|--------------------|---|-----------------------|---|------------------|-----|------------------|-----|
| ALD | 4 | Elías Torres | 2 | Franco Rami | 2 | Justo Giani | 2 | Tobías Leiva | 1 | Agustín Palavecino | 1 | Gonzalo Mottes | 1 | Tiago Serrago | | | |
| ARG | 5 | Tomás Molina | 2 | Alan Rodríguez | 1 | Alan Lescano | 1 | Emiliano Viveros | 1 | Érik Godoy | 1 | José Herrera | 1 | Leandro Lozano | 1 | Lucas Gómez | ... |
| TUC | 4 | Mateo Coronel | 2 | Leandro Díaz | 2 | Nicolás Laméndola | 1 | Adrián Sánchez | 1 | Franco Nicola | 1 | Miguel Brizuela | 1 | Nicolás Castro | | | |
| BAN | 3 | Tomás Nasif | 2 | Agustín Alaniz | 1 | Gerónimo Rivera | 1 | Santiago López García | 1 | Tomás Adoryán | | | | | | | |
| BAC | 5 | Jhonatan Candia | 4 | Facundo Bruera | 2 | Rodrigo Insúa | 1 | Fernando Tobio | 1 | Gonzalo Morales | 1 | Iván Tapia | 1 | Javier Ruiz | 1 | Kevin Jappert | ... |
| BEL | 6 | Nicolás Fernández | 2 | Franco Jara | 1 | Lucas Menossi | 1 | Mariano Troilo | | | | | | | | | |
| BOC | 4 | Miguel Merentiel | 4 | Milton Giménez | 2 | Carlos Palacios | 2 | Edinson Cavani | 1 | Exequiel Zeballos | 1 | Kevin Zenón | 1 | Lautaro Di Lollo | ... | | |
| CCS | 5 | Leonardo Heredia | 3 | José Florentín | 2 | Gastón Verón | 2 | Lautaro Rivero | 2 | Matías Perelló | 1 | Diego Barrera | 1 | Favio Cabral | 1 | Iván Gómez | ... |
| DYJ | 4 | Gastón Togni | 4 | Juan Miritello | 2 | Aarón Molinas | 2 | Abiel Osorio | 1 | Ezequiel Cannavo | 1 | Matías Miranda | | | | | |
| RIE | 4 | Jonathan Herrera | 2 | Antony Alonso | 1 | Gabriel Obredor | 1 | Juan Randazzo | 1 | Nicolás Benegas | 1 | Nicolás Sansotre | | | | | |
| EST | 4 | Santiago Ascacíbar | 3 | Tiago Palacios | 2 | Gabriel Neves | 2 | Joaquín Tobio Burgos | 2 | Luciano Giménez | 1 | Alexis Castro | 1 | Edwain Cetré | ... | | |
| GLP | 4 | Rodrigo Castillo | 1 | Leonardo Morales | 1 | Lucas Castro | 1 | Pablo De Blasis | | | | | | | | | |
| GOD | 2 | Luca Martínez Dupuy | 2 | Santino Andino | 1 | Facundo Altamira | | | | | | | | | | | |
| HUR | 5 | Matko Miljevic | 3 | Eric Ramírez | 2 | Matías Tissera | 2 | Walter Mazzantti | 1 | César Ibáñez | 1 | Emmanuel Ojeda | 1 | Fabio Pereyra | ... | | |
| CAI | 8 | Gabriel Ávalos | 3 | Álvaro Angulo | 3 | Felipe Loyola | 2 | Luciano Cabral | 1 | Adrián Spörle | 1 | Federico Mancuello | 1 | Lautaro Millán | ... | | |
| IND | 3 | Sebastián Villa | 2 | Fabrizio Sartori | 2 | Juan Barbieri | 2 | Kevin Retamar | 2 | Luis Sequeira | 1 | Iván Villalba | 1 | Luciano Gómez | 1 | Mauro Peinipil | |
| INS | 4 | Alex Luna | 3 | Gastón Lodico | 2 | Damián Batallini | 1 | Facundo Suárez | 1 | Jonás Acevedo | 1 | Nicolás Zalazar | | | | | |
| LAN | 3 | Marcelino Moreno | 3 | Walter Bou | 2 | Eduardo Salvio | 1 | Alexis Canelo | 1 | Alexis Segovia | 1 | Ramiro Carrera | | | | | |
| NOB | 3 | Luciano Herrera | 2 | Mateo Silvetti | 1 | Éver Banega | 1 | Gonzalo Maroni | 1 | Luciano Lollo | 1 | Víctor Cuesta | | | | | |
| PLA | 4 | Vicente Taborda | 1 | Augusto Lotti | 1 | Guido Mainero | 1 | Ignacio Vázquez | 1 | Ronaldo Martínez | | | | | | | |
| RAC | 9 | Adrián Martínez | 3 | Adrián Balboa | 3 | Luciano Vietto | 2 | Santiago Solari | 1 | Facundo Mura | 1 | Gastón Martirena | 1 | Juan Nardoni | ... | | |
| RIV | 4 | Miguel Borja | 3 | Facundo Colidio | 1 | Franco Mastantuono | 1 | Gonzalo Montiel | 1 | Ian Subiabre | 1 | Lucas Martínez Quarta | 1 | Matías Rojas | | | |
| ROS | 4 | Ignacio Malcorra | 4 | Jaminton Campaz | 2 | Agustín Sández | 2 | Sebastián Ferreira | 1 | Enzo Copetti | 1 | Enzo Giménez | 1 | Gaspar Duarte | ... | | |
| SLO | 7 | Andrés Vombergar | 2 | Malcom Braida | 1 | Andrés Peralta | 1 | Emanuel Cecchini | 1 | Ezequiel Cerutti | 1 | Iker Muniain | | | | | |
| SAM | 1 | Federico Anselmo | 1 | Marco Iacobellis | 1 | Sebastián González | 1 | Tomás Fernández | | | | | | | | | |
| SAR | 2 | Gabriel Carabajal | 2 | Pablo Magnín | 1 | Franco Frías | 1 | Iván Morales | 1 | Juan Insaurralde | 1 | Leandro Suhr | 1 | Valentín Burgoa | | | |
| TAL | 2 | Gastón Benavidez | 2 | Ulises Ortegoza | 2 | Valentín Depietri | 1 | Augusto Schott | 1 | Rick | | | | | | | |
| TIG | 5 | Ignacio Russo | 3 | David Romero | 2 | Alfo Oviedo | 2 | Nehuén Paz | 1 | Jabes Saralegui | 1 | Lucas Besozzi | 1 | Martín Ortega | 1 | Sebastián Medina | |
| UNI | 2 | Lionel Verde | 2 | Lucas Gamba | 1 | Diego Díaz | 1 | Ezequiel Ham | 1 | Franco Fragapane | 1 | Marcelo Estigarribia | | | | | |
| VEL | 3 | Braian Romero | 1 | Maher Carrizo | | | | | | | | | | | | | |

Más Pases En la Fecha Actual

| | | | Pases Totales | Pases Efectivos | Efectividad | Pases hacia adelante |
|----|---------------------|-------------------------|---------------|-----------------|-------------|----------------------|
| 1 | Federico Fattori | Argentinos | 93 | 86 | 92.5% | 35 |
| 2 | José Florentín | Central Córdoba (SE) | 86 | 73 | 84.9% | 22 |
| 3 | Sebastián Valdéz | Independiente | 80 | 74 | 92.5% | 24 |
| 4 | Gastón Hernández | San Lorenzo | 79 | 71 | 89.9% | 33 |
| 5 | Kevin Lomónaco | Independiente | 77 | 64 | 83.1% | 22 |
| 6 | Agustín Bouzat | Vélez | 72 | 59 | 81.9% | 25 |
| 7 | Nehuén Paz | Tigre | 70 | 52 | 74.3% | 31 |
| 8 | Julián López | Tigre | 70 | 59 | 84.3% | 23 |
| 9 | Francisco Álvarez | Argentinos | 67 | 64 | 95.5% | 18 |
| 10 | Maximiliano Amarfil | Independiente Rivadavia | 67 | 51 | 76.1% | 24 |
| 11 | Damián Fernández | Vélez | 66 | 62 | 93.9% | 19 |
| 12 | Kevin López | Atlético Tucumán | 66 | 56 | 84.8% | 23 |

Más pases En el Torneo Betano Apertura 2025

| | | | Pases Totales | Pases Efectivos | Efectividad | Pases hacia adelante |
|----|----------------------|----------------------|---------------|-----------------|-------------|----------------------|
| 1 | Federico Fattori | Argentinos | 804 | 714 | 88.8% | 257 |
| 2 | Francisco Álvarez | Argentinos | 763 | 667 | 87.4% | 285 |
| 3 | Kevin Lomónaco | Independiente | 691 | 600 | 86.8% | 244 |
| 4 | Juan Carlos Portillo | Talleres | 679 | 600 | 88.4% | 253 |
| 5 | José Florentín | Central Córdoba (SE) | 666 | 542 | 81.4% | 210 |
| 6 | Leonardo Gil | Huracán | 661 | 541 | 81.8% | 220 |
| 7 | Kevin Gutiérrez | Defensa y Justicia | 660 | 542 | 82.1% | 275 |
| 8 | Sebastián Valdéz | Independiente | 658 | 577 | 87.7% | 237 |
| 9 | Éver Banega | Newell's | 629 | 533 | 84.7% | 221 |
| 10 | Adrián Sánchez | Atlético Tucumán | 627 | 517 | 82.5% | 228 |
| 11 | Santiago Ascacíbar | Estudiantes | 617 | 512 | 83.0% | 196 |
| 12 | Iván Marcone | Independiente | 617 | 525 | 85.1% | 206 |

MÁXIMOS ASISTIDORES


Máximos Asistidores
 En la Fecha Actual

| | | Asistencias | Asistencias Esperadas xA | Asistencias de Remate |
|------------------|-------------------------|-------------|-----------------------------|-----------------------|
| Pablo Galdames | Independiente | 2 | 0.11 | 2 |
| Adrián Martínez | Racing | 1 | 0.16 | 2 |
| Edinson Cavani | Boca | 1 | 0.23 | 2 |
| Ezequiel Cerutti | San Lorenzo | 1 | 0.07 | 1 |
| Gabriel Díaz | Sarmiento | 1 | 0.20 | 1 |
| Gonzalo Montiel | River | 1 | 0.10 | 1 |
| Guido Carrillo | Estudiantes | 1 | 0.35 | 1 |
| Javier Ruiz | Barracas | 1 | 0.62 | 1 |
| Jeremías Lázaro | Instituto | 1 | 0.05 | 1 |
| Sebastián Villa | Independiente Rivadavia | 1 | 0.48 | 2 |
| Ulises Ortegoza | Talleres | 1 | 0.04 | 1 |

MÁXIMOS ASISTIDORES



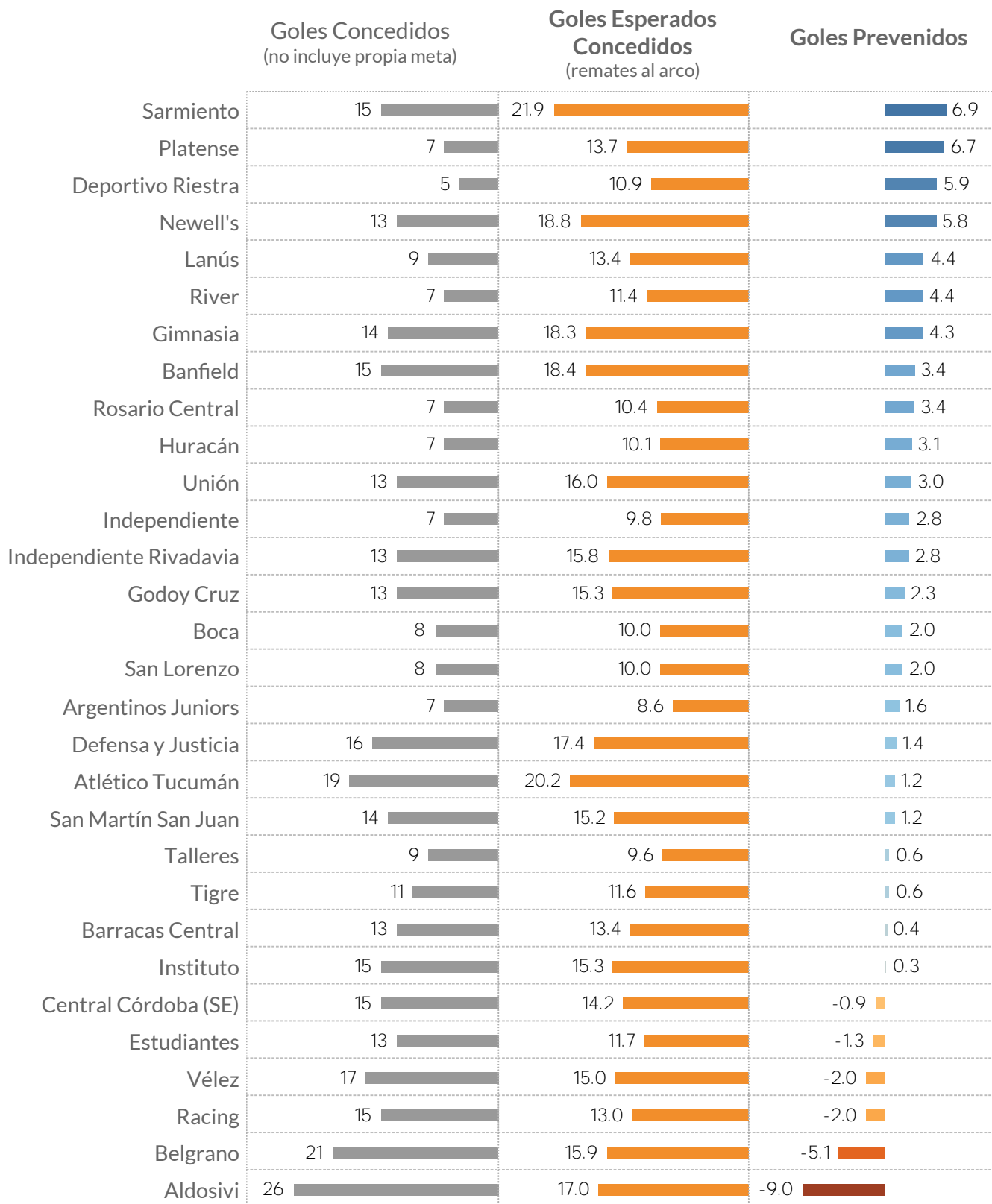
| Máximos Asistidores En el Torneo Betano Apertura 2025 | | Asistencias | Asistencias Esperadas x A | Asistencias de Remate |
|--|-------------------------|-------------|------------------------------|-----------------------|
| Éver Banega | Newell's | 4 | 2.98 | 32 |
| Gastón Martirena | Racing | 4 | 1.82 | 12 |
| Ignacio Malcorra | Rosario Central | 4 | 2.06 | 19 |
| Luis Angulo | Central Córdoba (SE) | 4 | 2.43 | 12 |
| Alexis Soto | Defensa y Justicia | 3 | 0.82 | 16 |
| Carlos Palacios | Boca | 3 | 2.17 | 17 |
| Elías Cabrera | Tigre | 3 | 1.42 | 25 |
| Gonzalo Montiel | River | 3 | 1.42 | 14 |
| Guido Mainero | Platense | 3 | 2.09 | 16 |
| Iván Gómez | Central Córdoba (SE) | 3 | 0.65 | 15 |
| Jabes Saralegui | Tigre | 3 | 0.83 | 11 |
| Javier Ruíz | Barracas | 3 | 1.41 | 6 |
| Sasha Marcich | Lanús | 3 | 1.18 | 11 |
| Sebastián Villa | Independiente Rivadavia | 3 | 3.67 | 30 |
| Alan Lescano | Argentinos | 2 | 1.40 | 17 |
| Alex Luna | Instituto | 2 | 1.57 | 13 |
| Alexis Canelo | Lanús | 2 | 0.35 | 6 |
| Augusto Lotti | Platense | 2 | 0.45 | 12 |
| Ayrton Preciado | Aldosivi | 2 | 0.54 | 8 |
| Bautista Merlini | Gimnasia | 2 | 0.84 | 5 |
| Benjamín Schamine | Defensa y Justicia | 2 | 0.17 | 3 |
| Bruno Zuculini | Racing | 2 | 0.17 | 2 |
| Carlos Quintana | Rosario Central | 2 | 0.22 | 2 |
| Elías Torres | Aldosivi | 2 | 1.09 | 13 |
| Emanuel Coronel | Rosario Central | 2 | 0.71 | 5 |
| Emmanuel Ojeda | Huracán | 2 | 0.91 | 5 |
| Enzo Copetti | Rosario Central | 2 | 0.21 | 7 |
| Felipe Loyola | Independiente | 2 | 1.35 | 17 |
| Franco Mastantuono | River | 2 | 1.47 | 14 |
| Gastón Benedetti | Estudiantes | 2 | 0.69 | 3 |
| José Herrera | Argentinos | 2 | 1.20 | 13 |
| Justo Giani | Aldosivi | 2 | 1.53 | 25 |
| Leandro Lozano | Argentinos | 2 | 1.18 | 12 |
| Leonardo Gil | Huracán | 2 | 2.65 | 25 |
| Lucas Gamba | Unión | 2 | 1.55 | 10 |
| Lucas Zelarayán | Belgrano | 2 | 2.41 | 25 |
| Luciano Vietto | Racing | 2 | 1.60 | 14 |
| Mateo Coronel | Atlético Tucumán | 2 | 1.22 | 10 |
| Matías Giménez | Independiente | 2 | 0.40 | 3 |
| Matías Perelló | Central Córdoba (SE) | 2 | 1.29 | 6 |
| Matías Zaracho | Racing | 2 | 0.83 | 11 |
| Maximiliano Salas | Racing | 2 | 1.63 | 13 |
| Nicolás Oroz | Argentinos | 2 | 1.75 | 22 |
| Nicolás Sansotre | Deportivo Riestra | 2 | 0.33 | 2 |
| Pablo Galdames | Independiente | 2 | 0.20 | 3 |
| Ramiro Ruíz Rodríguez | Atlético Tucumán | 2 | 0.88 | 7 |
| Rodrigo Insúa | Barracas | 2 | 0.80 | 13 |
| Tiago Palacios | Estudiantes | 2 | 2.49 | 19 |
| Tomás Fernández | San Martín San Juan | 2 | 0.78 | 10 |
| Walter Mazzantti | Huracán | 2 | 1.35 | 18 |

LÍDERES EN ATAJADAS


Más Atajadas
 En la Fecha Actual

| | | | Atajadas | Valla Invicta | Atajadas por cada Gol Concedido | Despejes |
|----|---------------------|-------------------------|----------|---------------|---------------------------------|----------|
| 1 | Guido Herrera | Talleres | 7 | 0 | 7.00 | 4 |
| 2 | Nelson Insfrán | Gimnasia | 6 | 0 | 6.00 | 1 |
| 3 | Keylor Navas | Newell's | 5 | 1 | | 0 |
| 4 | Jorge Carranza | Aldosivi | 5 | 0 | 2.50 | 1 |
| 5 | Diego Rodríguez | Argentinos | 5 | 1 | | 2 |
| 6 | Lucas Acosta | Sarmiento | 4 | 1 | | 0 |
| 7 | Thiago Cardozo | Unión | 4 | 1 | | 2 |
| 8 | Alan Aguerre | Central Córdoba (SE) | 3 | 0 | 1.50 | 0 |
| 9 | Juan González | Atlético Tucumán | 3 | 0 | 3.00 | 1 |
| 10 | Orlando Gill | San Lorenzo | 3 | 1 | | 0 |
| 11 | Facundo Sanguinetti | Banfield | 3 | 0 | 3.00 | 2 |
| 12 | Matías Mansilla | Estudiantes | 3 | 0 | 3.00 | 3 |
| 13 | Jorge Broun | Rosario Central | 3 | 1 | | 1 |
| 14 | Gabriel Arias | Racing | 2 | 1 | | 1 |
| 15 | Manuel Vicentini | Belgrano | 2 | 0 | 0.67 | 0 |
| 16 | Rodrigo Rey | Independiente | 2 | 1 | | 0 |
| 17 | Nahuel Losada | Lanús | 2 | 1 | | 3 |
| 18 | Marcos Ledesma | Barracas | 2 | 1 | | 0 |
| 19 | Franco Petrolí | Godoy Cruz | 2 | 1 | | 0 |
| 20 | Ezequiel Centurión | Independiente Rivadavia | 2 | 0 | 2.00 | 0 |
| 21 | Manuel Roffo | Instituto | 2 | 1 | | 1 |
| 22 | Matías Borgogno | San Martín San Juan | 2 | 0 | 1.00 | 2 |
| 23 | Enrique Bologna | Defensa y Justicia | 2 | 1 | | 0 |
| 24 | Franco Armani | River | 1 | 0 | 1.00 | 0 |
| 25 | Juan Pablo Cozzani | Platense | 1 | 1 | | 1 |
| 26 | Felipe Zenobio | Tigre | 1 | 0 | 1.00 | 1 |
| 27 | Hernán Galíndez | Huracán | 1 | 0 | 1.00 | 0 |
| 28 | Ignacio Arce | Deportivo Riestra | 0 | 0 | 0.00 | 0 |
| 29 | Tomás Marchiori | Vélez | 0 | 0 | 0.00 | 1 |
| 30 | Agustín Marchesín | Boca | 0 | 0 | 0.00 | 0 |

GOLES PREVENIDOS



GLOSARIO

Goles Prevenidos son el resultado de la resta entre los goles esperados concedidos de los remates al arco (xGOT) menos la cantidad de goles efectivamente concedidos, sin incluir los tantos en propia meta.

LÍDERES EN ATAJADAS


Más Atajadas
 En el Apertura Betano 2025

| | | | Atajadas | Valla Invicta | Atajadas por cada Gol Concedido | Despejes |
|----|---------------------|-------------------------|----------|---------------|---------------------------------|----------|
| 1 | Lucas Acosta | Sarmiento | 56 | 4 | 3.50 | 4 |
| 2 | Enrique Bologna | Defensa y Justicia | 43 | 5 | 2.69 | 11 |
| 3 | Keylor Navas | Newell's | 42 | 5 | 4.67 | 9 |
| 4 | Franco Petrolí | Godoy Cruz | 41 | 6 | 2.93 | 15 |
| 5 | Nahuel Losada | Lanús | 40 | 6 | 5.00 | 13 |
| 6 | Marcos Ledesma | Barracas | 40 | 4 | 2.86 | 11 |
| 7 | Juan Pablo Cozzani | Platense | 39 | 5 | 4.33 | 10 |
| 8 | Facundo Sanguinetti | Banfield | 39 | 4 | 2.60 | 6 |
| 9 | Ignacio Arce | Deportivo Riestra | 38 | 9 | 5.43 | 18 |
| 10 | Ezequiel Centurión | Independiente Rivadavia | 38 | 5 | 2.71 | 6 |
| 11 | Orlando Gill | San Lorenzo | 38 | 8 | 4.75 | 7 |
| 12 | Matías Borgogno | San Martín San Juan | 36 | 2 | 2.57 | 17 |
| 13 | Franco Armani | River | 35 | 8 | 5.00 | 16 |
| 14 | Jorge Broun | Rosario Central | 35 | 5 | 4.38 | 6 |
| 15 | Thiago Cardozo | Unión | 32 | 3 | 2.67 | 6 |
| 16 | Felipe Zenobio | Tigre | 32 | 5 | 2.91 | 11 |
| 17 | Diego Rodríguez | Argentinos | 32 | 7 | 4.00 | 15 |
| 18 | Nelson Insfrán | Gimnasia | 30 | 5 | 4.29 | 2 |
| 19 | Tomás Durso | Atlético Tucumán | 30 | 2 | 1.76 | 14 |
| 20 | Manuel Roffo | Instituto | 29 | 5 | 1.93 | 8 |
| 21 | Matías Mansilla | Estudiantes | 29 | 4 | 2.23 | 10 |
| 22 | Jorge Carranza | Aldosivi | 29 | 1 | 1.61 | 10 |
| 23 | Tomás Marchiori | Vélez | 28 | 3 | 1.56 | 13 |
| 24 | Hernán Galíndez | Huracán | 28 | 8 | 3.50 | 5 |
| 25 | Rodrigo Rey | Independiente | 27 | 6 | 3.00 | 13 |
| 26 | Guido Herrera | Talleres | 26 | 5 | 2.60 | 19 |
| 27 | Alan Aguerre | Central Córdoba (SE) | 23 | 5 | 1.53 | 7 |
| 28 | Juan Espínola | Belgrano | 23 | 3 | 1.28 | 18 |



DATA

PROVEEDOR OFICIAL DE PROCESAMIENTO Y ANÁLISIS



PROVEEDOR OFICIAL DE DATOS

